



MFJ 公認 準国際競技会

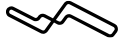
## 鈴鹿サンデーロードレース第2戦



ST1000 DUNLOP OFFICAL TYRE SUPPLIER

## インター-ST1000 決勝レース

2026/6/7 :



SUZUKA CIRCUIT

## 個別ラップ表

Weather :Rain

Track :Wet

Full Course 2-Wheels(5,821m)

No	3	Best Time	2'35.544	134.725 km/h
Name	荒川 雅彦	Total Time	21'03.073	8 Laps
Team	YSP名古屋北 with Team マツカガ' KDC	Average Lap Time	2'37.166	
Type	YAMAHA/YZF-R1	Today's Rank	8 / 20	
		Today's Top Time	2'28.564	141.054 km/h

Lap	Passing Time	Lap Time	Sec1	Sec2	Sec3	Sec4	km/h
			47.550	28.084	57.319	29.953	229.948
1.	2'42.906		43.898	27.231	57.901	29.538	240.000
2.	5'21.474	2'38.568 (7)	44.013	27.230	57.273	29.590	239.346
3.	7'59.580	2'38.106 (6)	43.620	27.091	56.763	29.329	240.000
4.	10'36.383	2'36.803 (3)	43.704	26.966	56.624	29.193	241.983
5.	13'12.870	2'36.487 (2)	43.899	27.016	56.762	29.661	238.049
6.	15'50.208	2'37.338 (5)	44.005	27.157	56.631	29.528	246.050
7.	18'27.529	2'37.321 (4)	43.196	27.031	56.454	28.863	245.363
8.	21'03.073	<b>B 2'35.544</b> (1)					



MFJ 公認 準国際競技会


## 鈴鹿サンデーロードレース第2戦



ST1000 DUNLOP OFFICAL TYRE SUPPLIER

## インター-ST1000 決勝レース

2026/6/7 :


 SUZUKA CIRCUIT  
 Full Course 2-Wheels(5,821m)

## 個別ラップ表

Weather :Rain

Track :Wet

No	11	Best Time	2'40.551	130.523 km/h
Name	中尾 泰三	Total Time	21'40.686	8 Laps
Team	Team MERCURY with 72Project	Average Lap Time	2'41.964	
Type	Honda/CBR1000RR	Today's Rank	15 / 20	
		Today's Top Time	2'28.564	141.054 km/h

Lap	Passing Time	Lap Time	Sec1	Sec2	Sec3	Sec4	km/h
			48.223	28.547	59.106	31.058	222.944
1.	2'46.934		44.836	27.964	58.799	30.617	217.965
2.	5'29.150	2'42.216 (4)	45.361	27.795	57.994	30.584	217.965
3.	8'10.884	2'41.734 (3)	45.196	27.761	58.496	30.898	209.642
4.	10'53.235	2'42.351 (5)	45.442	27.607	58.756	30.546	217.965
5.	13'35.586	2'42.351 (5)	45.442	27.607	58.756	30.546	217.965
6.	16'18.471	2'42.885 (7)	45.757	27.752	58.824	30.552	216.889
7.	19'00.135	2'41.664 (2)	45.154	27.552	58.526	30.432	217.965
8.	21'40.686	<b>B 2'40.551</b> (1)	44.873	27.395	57.860	30.423	216.355



MFJ 公認 準国際競技会

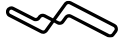
## 鈴鹿サンデーロードレース第2戦



ST1000 DUNLOP OFFICAL TYRE SUPPLIER

## インター-ST1000 決勝レース

2026/6/7 :



SUZUKA CIRCUIT

## 個別ラップ表

Weather :Rain

Full Course 2-Wheels(5,821m)

Track :Wet

No	16	Best Time	2'43.122	128.466 km/h
Name	坂本 勉	Total Time	22'07.279	8 Laps
Team	京和設備 GESUNDHEIT FB愛	Average Lap Time	2'44.657	
Type	Honda/CBR1000RRR	Today's Rank	17 / 20	
		Today's Top Time	2'28.564	141.054 km/h

Lap	Passing Time	Lap Time	Sec1	Sec2	Sec3	Sec4	km/h
			50.267	29.848	1'02.223	32.336	197.393
1.	2'54.674		46.709	28.892	1'00.960	31.686	203.333
2.	5'42.921	2'48.247 (7)	45.199	28.066	59.798	31.277	198.284
3.	8'27.261	2'44.340 (4)	45.669	28.087	59.726	31.202	200.548
4.	11'11.945	2'44.684 (6)	45.771	27.831	59.406	31.024	215.823
5.	13'55.977	2'44.032 (3)	45.433	27.940	59.084	31.112	214.768
6.	16'39.546	2'43.569 (2)	45.594	28.184	59.760	31.073	204.279
7.	19'24.157	2'44.611 (5)	45.190	27.894	59.352	30.686	215.823
8.	22'07.279	<b>B 2'43.122</b> (1)					



MFJ 公認 準国際競技会

## 鈴鹿サンデーロードレース第2戦



ST1000 DUNLOP OFFICAL TYRE SUPPLIER

## インター-ST1000 決勝レース

2026/6/7 :



SUZUKA CIRCUIT

## 個別ラップ表

Weather :Rain

Full Course 2-Wheels(5,821m)

Track :Wet

No	17	Best Time	2'33.485	136.532 km/h
Name	羽野 慎一	Total Time	20'47.022	8 Laps
Team	オートライフハノ+乱乱	Average Lap Time	2'35.020	
Type	Honda/CBR1000RR SP2	Today's Rank	5 / 20	
		Today's Top Time	2'28.564	141.054 km/h

Lap	Passing Time	Lap Time	Sec1	Sec2	Sec3	Sec4	km/h
			46.108	28.254	57.812	29.704	241.319
1.	2'41.878						
		2'37.094 (7)	43.932	27.060	56.549	29.553	249.545
2.	5'18.972						
		2'36.376 (6)	43.595	26.779	56.193	29.809	242.652
3.	7'55.348						
		2'35.331 (5)	43.266	26.604	56.195	29.266	244.000
4.	10'30.679						
		2'34.328 (3)	42.280	26.751	55.898	29.399	244.680
5.	13'05.007						
		2'34.177 (2)	42.759	26.497	55.656	29.265	253.873
6.	15'39.184						
		<b>B 2'33.485 (1)</b>	42.601	26.389	55.594	28.901	257.595
7.	18'12.669						
		2'34.353 (4)	42.075	26.600	56.145	29.533	248.136
8.	20'47.022						



MFJ 公認 準国際競技会

## 鈴鹿サンデーロードレース第2戦



ST1000 DUNLOP OFFICAL TYRE SUPPLIER

## インター-ST1000 決勝レース

2026 / 6 / 7 :


 SUZUKA CIRCUIT  
 Full Course 2-Wheels(5,821m)

## 個別ラップ表

Weather :Rain

Track :Wet

No	18	Best Time	2'35.913	134.406 km/h
Name	塚原 漢介	Total Time	21'02.612	8 Laps
Team	MOTO WIN RACING	Average Lap Time	2'37.292	
Type	Honda/CBR1000RR-R	Today's Rank	10 / 20	
		Today's Top Time	2'28.564	141.054 km/h

Lap	Passing Time	Lap Time	Sec1	Sec2	Sec3	Sec4	km/h
			45.883	28.160	57.703	29.818	257.595
1.	2'41.564		44.688	27.219	57.961	29.799	237.405
2.	5'21.231	2'39.667 (7)	44.010	27.169	56.989	29.643	240.658
3.	7'59.042	2'37.811 (6)	43.928	26.805	56.594	29.489	239.346
4.	10'35.858	2'36.816 (3)	44.074	26.677	56.404	29.529	242.652
5.	13'12.542	2'36.684 (2)	44.031	26.917	56.429	29.865	241.983
6.	15'49.784	2'37.242 (5)	44.031	26.917	56.429	29.865	241.983
7.	18'26.699	2'36.915 (4)	43.811	26.919	56.315	29.870	240.000
8.	21'02.612	<b>B 2'35.913</b> (1)	43.747	26.718	56.112	29.336	246.742



MFJ 公認 準国際競技会

## 鈴鹿サンデーロードレース第2戦



ST1000 DUNLOP OFFICAL TYRE SUPPLIER

## インター-ST1000 決勝レース

2026/6/7 :


 SUZUKA CIRCUIT  
 Full Course 2-Wheels(5,821m)

## 個別ラップ表

Weather :Rain

Track :Wet

No	19	Best Time	2'28.564	141.054 km/h
Name	片平 亮輔	Total Time	20'16.221	8 Laps
Team	MC Racing with SFR	Average Lap Time	2'31.390	
Type	Honda/CBR1000RR-R	Today's Rank	1 / 20	
		Today's Top Time	2'28.564	141.054 km/h

Lap	Passing Time	Lap Time	Sec1	Sec2	Sec3	Sec4	km/h
			44.080	26.790	56.637	28.983	244.680
1.	2'36.490		42.853	26.499	55.499	28.550	250.971
2.	5'09.891	2'33.401 (6)	42.154	26.135	56.767	28.909	253.141
3.	7'43.856	2'33.965 (7)	42.516	26.379	55.602	28.482	240.658
4.	10'16.835	2'32.979 (5)	41.917	26.000	55.061	28.300	253.141
5.	12'48.113	2'31.278 (4)	41.490	25.603	54.679	27.878	259.882
6.	15'17.763	2'29.650 (2)	41.538	25.755	54.600	28.001	260.653
7.	17'47.657	2'29.894 (3)	41.175	25.266	53.963	28.160	261.429
8.	20'16.221	<b>B 2'28.564</b> (1)					



MFJ 公認 準国際競技会

## 鈴鹿サンデーロードレース第2戦



ST1000 DUNLOP OFFICAL TYRE SUPPLIER

## インター-ST1000 決勝レース

2026/6/7 :



SUZUKA CIRCUIT

## 個別ラップ表

Weather :Rain

Track :Wet

Full Course 2-Wheels(5,821m)

No	21	Best Time	2'37.825	132.777 km/h
Name	塩野 仁史	Total Time	21'35.331	8 Laps
Team	オハマレーシングはエンヤ&KIT	Average Lap Time	2'39.991	
Type	Kawasaki/ZX-10R	Today's Rank	13 / 20	
		Today's Top Time	2'28.564	141.054 km/h

Lap	Passing Time	Lap Time	Sec1	Sec2	Sec3	Sec4	km/h
			48.632	30.380	1'03.580	32.799	213.204
1.	2'55.391		46.081	27.225	59.509	30.099	232.381
2.	5'38.305	2'42.914 (7)	43.562	28.085	59.067	30.190	231.768
3.	8'19.209	2'40.904 (6)	44.478	27.184	58.163	30.140	232.381
4.	10'59.174	2'39.965 (5)	44.506	26.834	58.258	29.954	233.617
5.	13'38.726	2'39.552 (3)	43.438	27.323	58.947	30.214	216.355
6.	16'18.648	2'39.922 (4)	43.270	27.012	58.947	29.629	240.000
7.	18'57.506	2'38.858 (2)	43.133	26.702	58.141	29.849	247.437
8.	21'35.331	<b>B 2'37.825</b> (1)					



MFJ 公認 準国際競技会

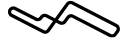
## 鈴鹿サンデーロードレース第2戦



ST1000 DUNLOP OFFICAL TYRE SUPPLIER

## インターST1000 決勝レース

2026 / 6 / 7 :



SUZUKA CIRCUIT

## 個別ラップ表

Weather :Rain

Track :Wet

Full Course 2-Wheels(5,821m)

No	23	Best Time	2'41.352	129.875 km/h
Name	大須賀 俊晴	Total Time	21'49.528	8 Laps
Team	DOG HOUSE + FUCHS Silkolene	Average Lap Time	2'42.855	
Type	SUZUKI/GSX-R1000R	Today's Rank	16 / 20	
		Today's Top Time	2'28.564	141.054 km/h

Lap	Passing Time	Lap Time	Sec1	Sec2	Sec3	Sec4	km/h
			48.909	29.080	59.204	32.349	219.052
1.	2'49.542		47.014	28.639	59.804	31.083	232.997
2.	5'36.082	2'46.540 (7)	45.744	27.893	58.794	30.617	243.324
3.	8'19.130	2'43.048 (6)	44.594	27.989	59.313	31.065	233.617
4.	11'02.091	2'42.961 (5)	45.631	27.708	58.509	30.693	230.551
5.	13'44.632	2'42.541 (4)	44.296	27.743	58.518	30.795	241.983
6.	16'25.984	<b>B 2'41.352</b> (1)	44.245	27.729	58.728	30.795	238.049
7.	19'07.481	2'41.497 (2)	44.408	27.865	58.852	30.922	238.696
8.	21'49.528	2'42.047 (3)					



MFJ 公認 準国際競技会

## 鈴鹿サンデーロードレース第2戦



ST1000 DUNLOP OFFICAL TYRE SUPPLIER

## インターST1000 決勝レース

2026/6/7 :



SUZUKA CIRCUIT

## 個別ラップ表

Weather :Rain

Full Course 2-Wheels(5,821m)

Track :Wet

No	25	Best Time	2'36.974	133.497 km/h
Name	野島 由晶	Total Time	21'22.297	8 Laps
Team	Team38	Average Lap Time	2'39.506	
Type	Kawasaki/ZX-10R	Today's Rank	12 / 20	
		Today's Top Time	2'28.564	141.054 km/h

Lap	Passing Time	Lap Time		Sec1	Sec2	Sec3	Sec4	km/h
				47.292	29.221	59.133	30.108	260.653
1.	2'45.754			45.703	27.942	59.763	30.296	252.414
2.	5'29.458	2'43.704 (7)		44.378	27.432	58.792	29.859	252.414
3.	8'09.919	2'40.461 (6)		44.319	27.386	58.695	29.811	253.873
4.	10'50.130	2'40.211 (5)		44.491	27.227	58.050	29.723	258.353
5.	13'29.621	2'39.491 (4)		44.491	27.227	58.050	29.723	258.353
6.	16'07.538	2'37.917 (3)		44.044	26.851	57.808	29.214	260.653
7.	18'45.323	2'37.785 (2)		43.768	26.794	57.851	29.372	262.994
8.	21'22.297	<b>B 2'36.974</b> (1)		43.626	26.701	57.169	29.478	269.448



MFJ 公認 準国際競技会


## 鈴鹿サンデーロードレース第2戦



ST1000 DUNLOP OFFICAL TYRE SUPPLIER

## インターST1000 決勝レース

2026 / 6 / 7 :


 SUZUKA CIRCUIT  
 Full Course 2-Wheels(5,821m)

## 個別ラップ表

Weather :Rain

Track :Wet

No	26	Best Time	2'29.659	140.022 km/h
Name	中堀 拓己	Total Time	20'23.200	8 Laps
Team	Team PowerOneStop&大徳レーシング	Average Lap Time	2'32.195	
Type	Honda/CBR1000RR-R	Today's Rank	3 / 20	
		Today's Top Time	2'28.564	141.054 km/h

Lap	Passing Time	Lap Time	Sec1	Sec2	Sec3	Sec4	km/h
			44.493	27.154	56.794	29.389	246.742
1.	2'37.830						
2.	5'13.585	2'35.755 (7)	42.984	27.066	56.495	29.210	256.093
3.	7'47.906	2'34.321 (6)	42.149	27.167	55.791	29.214	256.842
4.	10'20.213	2'32.307 (5)	41.885	26.109	55.185	29.128	242.652
5.	12'51.900	2'31.687 (4)	42.061	25.846	54.758	29.022	248.136
6.	15'22.845	2'30.945 (3)	41.473	26.051	54.603	28.818	250.971
7.	17'53.541	2'30.696 (2)	41.444	26.008	54.861	28.383	249.545
8.	20'23.200	<b>B 2'29.659</b> (1)	41.069	25.507	54.507	28.576	249.545



MFJ 公認 準国際競技会

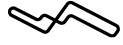
## 鈴鹿サンデーロードレース第2戦



ST1000 DUNLOP OFFICAL TYRE SUPPLIER

## インターST1000 決勝レース

2026/6/7 :



SUZUKA CIRCUIT

## 個別ラップ表

Weather :Rain

Full Course 2-Wheels(5,821m)

Track :Wet

No	38	Best Time	2'36.434	133.958 km/h
Name	高谷 純平	Total Time	21'22.017	8 Laps
Team	Team38	Average Lap Time	2'39.516	
Type	Kawasaki/ZX-10R	Today's Rank	11 / 20	
		Today's Top Time	2'28.564	141.054 km/h

Lap	Passing Time	Lap Time	Sec1	Sec2	Sec3	Sec4	km/h
			47.139	28.438	58.798	31.024	262.994
1.	2'45.399		45.827	27.803	59.798	31.326	234.866
2.	5'30.153	2'44.754 (7)	44.920	27.672	58.184	30.155	242.652
3.	8'11.084	2'40.931 (6)	44.004	27.029	58.662	29.803	248.839
4.	10'50.582	2'39.498 (4)	44.403	27.150	58.092	29.883	244.680
5.	13'30.110	2'39.528 (5)	43.983	27.167	57.409	29.304	256.842
6.	16'07.973	2'37.863 (3)	43.983	27.167	57.409	29.304	256.842
7.	18'45.583	2'37.610 (2)	43.667	26.864	57.719	29.360	256.093
8.	21'22.017	<b>B 2'36.434</b> (1)	43.626	26.678	57.222	28.908	259.115



MFJ 公認 準国際競技会

## 鈴鹿サンデーロードレース第2戦



ST1000 DUNLOP OFFICAL TYRE SUPPLIER

## インターST1000 決勝レース

2026/6/7 :


 SUZUKA CIRCUIT  
 Full Course 2-Wheels(5,821m)

## 個別ラップ表

Weather :Rain

Track :Wet

No	52	Best Time	2'40.230	130.784 km/h
Name	田中 信次	Total Time	21'38.192	8 Laps
Team	立秋モータースとアケイン	Average Lap Time	2'41.558	
Type	YAMAHA/YZF-R1	Today's Rank	14 / 20	
		Today's Top Time	2'28.564	141.054 km/h

Lap	Passing Time	Lap Time	Sec1	Sec2	Sec3	Sec4	km/h
			49.175	29.351	58.858	29.899	228.156
1.	2'47.283		44.813	27.857	59.518	30.867	213.723
2.	5'30.338	2'43.055 (7)	44.777	28.090	58.119	30.387	228.750
3.	8'11.711	2'41.373 (4)	44.598	28.124	59.148	30.842	227.565
4.	10'54.423	2'42.712 (6)	44.962	27.660	58.535	30.555	223.511
5.	13'36.135	2'41.712 (5)	44.348	27.341	58.161	30.380	236.765
6.	16'16.365	<b>B 2'40.230</b> (1)	44.229	27.937	58.484	30.336	226.977
7.	18'57.351	2'40.986 (3)	44.556	27.697	58.233	30.355	235.496
8.	21'38.192	2'40.841 (2)					



MFJ 公認 準国際競技会

# 鈴鹿サンデーロードレース第2戦



ST1000 DUNLOP OFFICAL TYRE SUPPLIER

## インター-ST1000 決勝レース

2026 / 6 / 7 :

 SUZUKA CIRCUIT  
Full Course 2-Wheels(5,821m)

### 個別ラップ表

Weather :Rain  
Track :Wet

No	53	Best Time	2'44.271	127.567 km/h
Name	山崎 清公	Total Time	22'25.065	8 Laps
Team	ドリームハウス	Average Lap Time	2'46.823	
Type	YAMAHA/YZF-R1	Today's Rank	18 / 20	
		Today's Top Time	2'28.564	141.054 km/h

Lap	Passing Time	Lap Time		Sec1	Sec2	Sec3	Sec4	km/h
				51.698	29.850	1'03.183	32.568	206.197
1.	2'57.299			46.783	28.588	1'01.771	31.859	217.965
2.	5'46.300	2'49.001 (7)		46.486	29.014	1'01.201	31.525	229.948
3.	8'34.526	2'48.226 (6)		46.406	28.503	1'00.603	31.657	229.948
4.	11'21.695	2'47.169 (4)		47.244	28.480	1'00.619	31.343	229.948
5.	14'09.381	2'47.686 (5)		46.020	28.451	1'00.119	31.080	226.977
6.	16'55.051	2'45.670 (2)		46.020	28.451	1'00.119	31.080	226.977
7.	19'39.322	<b>B 2'44.271</b> (1)		45.076	28.185	1'00.125	30.885	228.750
8.	22'25.065	2'45.743 (3)		45.284	28.635	1'00.606	31.218	234.240



MFJ 公認 準国際競技会

# 鈴鹿サンデーロードレース第2戦



ST1000 DUNLOP OFFICAL TYRE SUPPLIER

## インター-ST1000 決勝レース

2026 / 6 / 7 :



SUZUKA CIRCUIT

### 個別ラップ表

Weather : Rain

Track : Wet

Full Course 2-Wheels(5,821m)

No	55	Best Time	2'28.990	140.651 km/h
Name	安達 勝紀	Total Time	20'17.686	8 Laps
Team	HIMEJI NICHIRIN RACING	Average Lap Time	2'31.332	
Type	YAMAHA/YZF-R1	Today's Rank	2 / 20	
		Today's Top Time	2'28.564	141.054 km/h

Lap	Passing Time	Lap Time	Sec1	Sec2	Sec3	Sec4	km/h
			45.174	27.670	56.587	28.931	256.842
1.	2'38.362						
		2'35.349 (7)	42.906	26.821	56.615	29.007	252.414
2.	5'13.711						
		2'33.170 (6)	42.182	26.511	55.771	28.706	256.093
3.	7'46.881						
		2'32.137 (5)	42.508	26.019	55.337	28.273	250.971
4.	10'19.018						
		2'30.696 (4)	42.185	25.863	54.740	27.908	256.842
5.	12'49.714						
		2'29.314 (2)	41.646	25.647	54.310	27.711	259.115
6.	15'19.028						
		2'29.668 (3)	41.372	25.495	54.705	28.096	250.971
7.	17'48.696						
		<b>B 2'28.990 (1)</b>	41.598	25.488	54.153	27.751	260.653
8.	20'17.686						



MFJ 公認 準国際競技会


## 鈴鹿サンデーロードレース第2戦



ST1000 DUNLOP OFFICAL TYRE SUPPLIER

## インターST1000 決勝レース

2026/6/7 :


 SUZUKA CIRCUIT  
 Full Course 2-Wheels(5,821m)

## 個別ラップ表

Weather :Rain

Track :Wet

No	58	Best Time	2'34.037	136.043 km/h
Name	村瀬 豊	Total Time	20'51.658	8 Laps
Team	MOTO WIN RACING	Average Lap Time	2'35.863	
Type	Honda/CBR1000RR-R	Today's Rank	6 / 20	
		Today's Top Time	2'28.564	141.054 km/h

Lap	Passing Time	Lap Time		Sec1	Sec2	Sec3	Sec4	km/h
				45.879	27.543	57.621	29.570	255.349
1.	2'40.613			44.156	27.188	56.963	29.596	255.349
2.	5'18.516	2'37.903 (6)		44.575	27.200	57.314	29.334	252.414
3.	7'56.939	2'38.423 (7)		43.428	26.939	56.646	29.091	259.115
4.	10'33.043	2'36.104 (5)		43.476	26.461	55.853	28.929	267.805
5.	13'07.762	2'34.719 (3)		42.743	26.542	56.000	28.861	268.624
6.	15'41.908	2'34.146 (2)		42.776	26.322	56.141	28.798	268.624
7.	18'15.945	<b>B 2'34.037</b> (1)		43.128	26.905	56.512	29.168	262.994
8.	20'51.658	2'35.713 (4)						



MFJ 公認 準国際競技会

# 鈴鹿サンデーロードレース第2戦



ST1000 DUNLOP OFFICAL TYRE SUPPLIER

## インターST1000 決勝レース

2026 / 6 / 7 :

 SUZUKA CIRCUIT  
Full Course 2-Wheels(5,821m)

### 個別ラップ表

Weather :Rain  
Track :Wet

No	<b>62</b>	Best Time	<b>2'34.945</b>	<b>135.245</b> km/h
Name	澤村 元章	Total Time	<b>20'57.116</b>	8 Laps
Team	DogFightRacing&PowerOneStop+遊心	Average Lap Time	<b>2'36.356</b>	
Type	YAMAHA/YZF-R1	Today's Rank	<b>7 / 20</b>	
		Today's Top Time	<b>2'28.564</b>	<b>141.054</b> km/h

Lap	Passing Time	Lap Time		Sec1	Sec2	Sec3	Sec4	km/h
				46.231	28.374	57.739	30.279	238.696
1.	2'42.623			43.694	27.471	57.361	29.721	237.405
2.	5'20.870	2'38.247 (7)		43.503	27.393	57.111	29.633	244.680
3.	7'58.510	2'37.640 (6)		43.398	27.132	56.524	29.614	248.136
4.	10'35.178	2'36.668 (5)		42.988	27.132	56.524	29.614	248.136
5.	13'11.384	2'36.206 (4)		42.988	27.221	56.463	29.534	255.349
6.	15'46.868	2'35.484 (3)		43.122	26.797	56.392	29.173	251.691
7.	18'21.813	<b>B 2'34.945</b> (1)		42.818	26.756	56.027	29.344	254.609
8.	20'57.116	2'35.303 (2)		43.046	26.710	55.995	29.552	252.414



MFJ 公認 準国際競技会

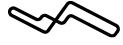
## 鈴鹿サンデーロードレース第2戦



ST1000 DUNLOP OFFICAL TYRE SUPPLIER

## インター-ST1000 決勝レース

2026/6/7 :



SUZUKA CIRCUIT

## 個別ラップ表

Weather :Rain

Track :Wet

Full Course 2-Wheels(5,821m)

No	72	Best Time	2'33.227	136.762 km/h
Name	大貫 貴彦	Total Time	20'57.425	8 Laps
Team	MC racing with neolaguna	Average Lap Time	2'36.082	
Type	Honda/CBR1000RR-R	Today's Rank	4 / 20	
		Today's Top Time	2'28.564	141.054 km/h

Lap	Passing Time	Lap Time	Sec1	Sec2	Sec3	Sec4	km/h
			47.882	28.234	58.711	30.021	228.750
1.	2'44.848						
		2'40.777 (7)	44.760	27.717	58.278	30.022	234.866
2.	5'25.625						
		2'37.880 (6)	44.100	27.106	57.235	29.439	238.049
3.	8'03.505						
		2'35.875 (5)	42.899	26.680	56.790	29.506	240.658
4.	10'39.380						
		2'35.358 (4)	42.899	27.146	56.728	28.585	260.653
5.	13'14.738						
		2'34.286 (2)	42.238	27.058	56.472	28.518	246.050
6.	15'49.024						
		<b>B 2'33.227 (1)</b>	42.433	26.458	55.772	28.564	254.609
7.	18'22.251						
		2'35.174 (3)	42.849	26.564	56.372	29.389	240.658
8.	20'57.425						



MFJ 公認 準国際競技会

## 鈴鹿サンデーロードレース第2戦



ST1000 DUNLOP OFFICAL TYRE SUPPLIER

## インター-ST1000 決勝レース

2026 / 6 / 7 :


 SUZUKA CIRCUIT  
 Full Course 2-Wheels(5,821m)

## 個別ラップ表

Weather :Rain  
Track :Wet

No	73	Best Time	<b>2'35.608</b>	<b>134.669</b> km/h
Name	澤村 俊紀	Total Time	<b>21'15.199</b>	8 Laps
Team	平成レーシング&不燃内装社	Average Lap Time	<b>2'38.459</b>	
Type	Honda/CBR1000RR-R	Today's Rank	<b>9 / 20</b>	
		Today's Top Time	<b>2'28.564</b>	<b>141.054</b> km/h

Lap	Passing Time	Lap Time	Sec1	Sec2	Sec3	Sec4	km/h
			48.417	28.939	58.636	29.988	234.240
1.	2'45.980						
		2'39.696 (6)	44.256	27.270	58.295	29.875	238.696
2.	5'25.676						
		2'37.082 (2)	43.101	27.009	57.881	29.091	251.691
3.	8'02.758						
		<b>B 2'35.608</b> (1)	43.033	27.036	56.900	28.639	249.545
4.	10'38.366						
		2'37.562 (3)	43.707	27.113	57.303	29.439	247.437
5.	13'15.928						
		2'39.165 (5)	44.014	27.508	57.963	29.680	245.363
6.	15'55.093						
		2'41.925 (7)	44.224	28.100	59.496	30.105	248.136
7.	18'37.018						
		2'38.181 (4)	43.556	27.189	57.766	29.670	255.349
8.	21'15.199						



MFJ 公認 準国際競技会

# 鈴鹿サンデーロードレース第2戦



ST1000 DUNLOP OFFICAL TYRE SUPPLIER

## インター-ST1000 決勝レース

2026 / 6 / 7 :

 SUZUKA CIRCUIT  
Full Course 2-Wheels(5,821m)

### 個別ラップ表

Weather :Rain  
Track :Wet

No	<b>79</b>	Best Time	<b>2'45.079</b>	<b>126.943</b> km/h
Name	<b>妹尾 顕太</b>	Total Time	<b>22'23.903</b>	8 Laps
Team	<b>Team PowerOneStop</b>	Average Lap Time	<b>2'46.933</b>	
Type	<b>YAMAHA/YZF-R1</b>	Today's Rank	<b>19 / 20</b>	
		Today's Top Time	<b>2'28.564</b>	<b>141.054</b> km/h

Lap	Passing Time	Lap Time	Sec1	Sec2	Sec3	Sec4	km/h
			50.376	29.894	1'02.145	32.957	195.635
1.	2'55.372		46.469	28.951	1'00.886	32.379	208.646
2.	5'44.057	2'48.685 (7)	46.567	28.423	1'00.727	31.734	224.082
3.	8'31.508	2'47.451 (5)	46.469	28.588	1'00.810	31.546	220.150
4.	11'18.921	2'47.413 (4)	46.670	28.570	1'00.784	31.765	223.511
5.	14'06.710	2'47.789 (6)	46.273	28.050	1'00.203	31.421	225.810
6.	16'52.657	2'45.947 (2)	45.875	27.766	59.949	31.489	222.380
7.	19'37.736	<b>B 2'45.079</b> (1)	46.013	28.494	1'00.274	31.386	232.997
8.	22'23.903	2'46.167 (3)					