



MFJ 公認 準国際競技会

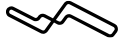
鈴鹿サンデーロードレース第2戦



MFJ/SMSC 2026 SUZUKA SUNDAY ROAD RACE-Round2

インターJSB1000 決勝レース

2026 / 6 / 7 :



SUZUKA CIRCUIT

個別ラップ表

Weather :Rain

Full Course 2-Wheels(5,821m)

Track :Wet

No	3	Best Time	2'29.047	140.597 km/h
Name	荒川 雅彦	Total Time	20'12.446	8 Laps
Team	YSP 名古屋北 with Dainese Nagoya	Average Lap Time	2'30.502	
Type	YAMAHA/YZF-R1	Today's Rank	2 / 14	
		Today's Top Time	2'28.341	141.266 km/h

Lap	Passing Time	Lap Time	Sec1	Sec2	Sec3	Sec4	km/h
			46.407	26.526	56.396	29.603	247.437
1.	2'38.932						
		2'33.056 (7)	42.781	26.741	55.250	28.284	254.609
2.	5'11.988						
		2'31.355 (6)	41.776	26.320	55.067	28.192	246.050
3.	7'43.343						
		2'30.418 (5)	41.545	25.738	54.816	28.319	258.353
4.	10'13.761						
		2'30.089 (4)	41.669	25.633	54.551	28.236	255.349
5.	12'43.850						
		2'30.077 (3)	41.723	25.936	54.293	28.125	265.378
6.	15'13.927						
		2'29.472 (2)	41.466	25.606	54.391	28.009	256.093
7.	17'43.399						
		B 2'29.047 (1)	41.378	25.444	54.290	27.935	249.545
8.	20'12.446						



MFJ 公認 準国際競技会


鈴鹿サンデーロードレース第2戦



MFJ/SMSC 2026 SUZUKA SUNDAY ROAD RACE-Round2

インターJSB1000 決勝レース

2026 / 6 / 7 :


 SUZUKA CIRCUIT
 Full Course 2-Wheels(5,821m)

個別ラップ表

Weather :Rain

Track :Wet

No	20	Best Time	2'28.341	141.266 km/h
Name	杉山 優輝	Total Time	20'11.389	8 Laps
Team	Team S 20	Average Lap Time	2'30.749	
Type	Honda/CBR1000RR-R	Today's Rank	1 / 14	
		Today's Top Time	2'28.341	141.266 km/h

Lap	Passing Time	Lap Time	Sec1	Sec2	Sec3	Sec4	km/h
			43.643	26.998	56.396	29.106	244.000
1.	2'36.143						
		2'34.330 (7)	42.497	26.504	55.859	29.470	248.839
2.	5'10.473						
		2'33.478 (6)	42.416	26.429	55.439	29.194	249.545
3.	7'43.951						
		2'30.838 (5)	41.884	25.790	54.840	28.324	248.136
4.	10'14.789						
		2'29.204 (3)	41.326	25.558	54.287	28.033	243.324
5.	12'43.993						
		2'30.044 (4)	41.983	25.769	54.150	28.142	247.437
6.	15'14.037						
		B 2'28.341 (1)	40.829	25.504	54.073	27.935	247.437
7.	17'42.378						
		2'29.011 (2)	41.070	25.528	54.322	28.091	252.414
8.	20'11.389						



MFJ 公認 準国際競技会

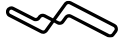
鈴鹿サンデーロードレース第2戦



MFJ/SMSC 2026 SUZUKA SUNDAY ROAD RACE-Round2

インターJSB1000 決勝レース

2026 / 6 / 7 :



SUZUKA CIRCUIT

個別ラップ表

Weather :Rain

Track :Wet

Full Course 2-Wheels(5,821m)

No	26	Best Time	22'55.915	15.230 km/h
Name	久野 光博	Total Time	25'34.191	2 Laps
Team	Verity&fenicewithKIRINJISHI	Average Lap Time	22'55.915	
Type	YAMAHA/YZF-R1	Today's Rank	11 / 14	
		Today's Top Time	2'28.341	141.266 km/h

Lap	Passing Time	Lap Time	Sec1	Sec2	Sec3	Sec4	km/h
			44.727	27.329	57.027	29.193	246.050
1.	2'38.276						
2.	25'34.191	Pit	B 22'55.915 (1)	20'57.046			



MFJ 公認 準国際競技会

鈴鹿サンデーロードレース第2戦



MFJ/SMSC 2026 SUZUKA SUNDAY ROAD RACE-Round2

インターJSB1000 決勝レース

2026 / 6 / 7 :


 SUZUKA CIRCUIT
 Full Course 2-Wheels(5,821m)

個別ラップ表

Weather :Rain

Track :Wet

No	35	Best Time	2'36.099	134.246 km/h
Name	今津 比呂志	Total Time	21'05.582	8 Laps
Team	プラスワン MCRT	Average Lap Time	2'37.387	
Type	Kawasaki/ZX-10R	Today's Rank	9 / 14	
		Today's Top Time	2'28.341	141.266 km/h

Lap	Passing Time	Lap Time	Sec1	Sec2	Sec3	Sec4	km/h
			48.078	28.006	58.133	29.653	231.768
1.	2'43.870						
		2'39.105 (7)	44.172	27.829	57.252	29.852	219.052
2.	5'22.975						
		2'37.343 (4)	43.803	27.171	57.232	29.137	236.129
3.	8'00.318						
		2'36.269 (2)	43.104	26.893	56.891	29.381	237.405
4.	10'36.587						
		B 2'36.099 (1)	43.148	26.550	56.473	29.928	246.742
5.	13'12.686						
		2'36.708 (3)	43.380	27.428	56.644	29.256	239.346
6.	15'49.394						
		2'37.435 (5)	43.977	27.095	56.956	29.407	241.319
7.	18'26.829						
		2'38.753 (6)	44.188	27.203	57.413	29.949	231.158
8.	21'05.582						



MFJ 公認 準国際競技会

鈴鹿サンデーロードレース第2戦



MFJ/SMSC 2026 SUZUKA SUNDAY ROAD RACE-Round2

インターJSB1000 決勝レース

2026/6/7 :


 SUZUKA CIRCUIT
 Full Course 2-Wheels(5,821m)

個別ラップ表

Weather :Rain

Track :Wet

No	38	Best Time	2'51.042	122.517 km/h
Name	森本 誠一朗	Total Time	18'29.418	5 Laps
Team	Team38	Average Lap Time	3'56.923	
Type	Kawasaki/ZX-10R	Today's Rank	10 / 14	
		Today's Top Time	2'28.341	141.266 km/h

Lap	Passing Time	Lap Time	Sec1	Sec2	Sec3	Sec4	km/h
			46.117	27.698	57.687	30.222	245.363
1.	2'41.724						
		6'41.405 (4)	43.427	26.908	57.846	4'33.224	225.231
2.	9'23.129						
		3'01.804 (2)	56.815	30.665	1'01.951	32.373	225.810
3.	12'24.933						
		B 2'51.042 (1)	45.506	28.942	1'00.376	36.218	222.944
4.	15'15.975						
		3'13.443 (3)	51.085	29.911	1'05.255	47.192	200.548
5.	18'29.418 Pit						



MFJ 公認 準国際競技会

鈴鹿サンデーロードレース第2戦



MFJ/SMSC 2026 SUZUKA SUNDAY ROAD RACE-Round2

インターJSB1000 決勝レース

2026 / 6 / 7 :



SUZUKA CIRCUIT

個別ラップ表

Weather :Rain

Full Course 2-Wheels(5,821m)

Track :Wet

No	54	Best Time	2'30.240	139.481 km/h
Name	宮腰 武	Total Time	20'21.183	8 Laps
Team	磐田レーシングファミリー	Average Lap Time	2'31.777	
Type	YAMAHA/YZF-R1	Today's Rank	4 / 14	
		Today's Top Time	2'28.341	141.266 km/h

Lap	Passing Time	Lap Time	Sec1	Sec2	Sec3	Sec4	km/h
			46.285	26.457	56.613	29.389	263.784
1.	2'38.744						
		2'35.367 (7)	43.198	26.831	56.615	28.723	264.578
2.	5'14.111						
		2'31.013 (2)	41.729	25.974	54.743	28.567	268.624
3.	7'45.124						
		B 2'30.240 (1)	41.487	25.726	54.882	28.145	261.429
4.	10'15.364						
		2'31.186 (4)	41.987	25.856	55.023	28.320	269.448
5.	12'46.550						
		2'31.084 (3)	41.718	25.819	55.274	28.273	271.950
6.	15'17.634						
		2'32.121 (6)	42.753	25.897	55.144	28.327	267.805
7.	17'49.755						
		2'31.428 (5)	41.766	25.754	55.194	28.714	262.209
8.	20'21.183						



MFJ 公認 準国際競技会

鈴鹿サンデーロードレース第2戦



MFJ/SMSC 2026 SUZUKA SUNDAY ROAD RACE-Round2

インターJSB1000 決勝レース

2026/6/7 :


 SUZUKA CIRCUIT
 Full Course 2-Wheels(5,821m)

個別ラップ表

Weather :Rain

Track :Wet

No	61	Best Time	2'30.221	139.498 km/h
Name	片岡 誉	Total Time	20'27.232	8 Laps
Team	Team de"LIGHT	Average Lap Time	2'32.165	
Type	DUCATI/PANIGALE V4R	Today's Rank	3 / 14	
		Today's Top Time	2'28.341	141.266 km/h

Lap	Passing Time	Lap Time	Sec1	Sec2	Sec3	Sec4	km/h
			47.142	27.544	57.299	30.086	240.000
1.	2'42.071						
		2'36.477 (7)	43.684	26.906	56.968	28.919	248.136
2.	5'18.548						
		2'32.417 (5)	43.152	26.136	55.011	28.118	257.595
3.	7'50.965						
		2'30.694 (2)	42.205	25.853	54.806	27.830	259.882
4.	10'21.659						
		2'31.422 (3)	42.056	25.437	56.175	27.754	261.429
5.	12'53.081						
		B 2'30.221 (1)	41.734	25.530	54.402	28.555	241.983
6.	15'23.302						
		2'32.467 (6)	42.501	26.770	54.924	28.272	243.324
7.	17'55.769						
		2'31.463 (4)	42.158	25.902	55.157	28.246	248.839
8.	20'27.232						



MFJ 公認 準国際競技会

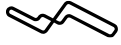
鈴鹿サンデーロードレース第2戦



MFJ/SMSC 2026 SUZUKA SUNDAY ROAD RACE-Round2

インターJSB1000 決勝レース

2026 / 6 / 7 :



SUZUKA CIRCUIT

個別ラップ表

Weather :Rain

Full Course 2-Wheels(5,821m)

Track :Wet

No	64	Best Time	2'33.690	136.350 km/h
Name	福山 京太	Total Time	20'38.830	8 Laps
Team	TEAM FK Works Hiroko	Average Lap Time	2'34.599	
Type	YAMAHA/YZF-R1	Today's Rank	6 / 14	
		Today's Top Time	2'28.341	141.266 km/h

Lap	Passing Time	Lap Time	Sec1	Sec2	Sec3	Sec4	km/h
			44.478	27.362	55.833	28.959	248.136
1.	2'36.632						
		2'34.376 (4)	42.600	26.427	56.215	29.134	247.437
2.	5'11.008						
		2'33.722 (2)	42.527	26.246	55.418	29.531	238.696
3.	7'44.730						
		2'34.400 (5)	42.917	26.427	55.765	29.291	257.595
4.	10'19.130						
		2'36.826 (7)	43.206	26.381	58.207	29.032	259.115
5.	12'55.956						
		2'33.727 (3)	42.344	26.305	55.996	29.082	246.050
6.	15'29.683						
		2'35.457 (6)	42.279	26.256	57.899	29.023	255.349
7.	18'05.140						
		B 2'33.690 (1)	41.992	26.370	55.797	29.531	256.093
8.	20'38.830						



MFJ 公認 準国際競技会

鈴鹿サンデーロードレース第2戦



MFJ/SMSC 2026 SUZUKA SUNDAY ROAD RACE-Round2

インターJSB1000 決勝レース

2026/6/7 :


 SUZUKA CIRCUIT
 Full Course 2-Wheels(5,821m)

個別ラップ表

Weather :Rain

Track :Wet

No	78	Best Time	2'30.787	138.975 km/h
Name	伊東 歩樹	Total Time	20'25.513	8 Laps
Team	Honda Blue Helmets MSC	Average Lap Time	2'32.509	
Type	Honda/CBR1000RR-R	Today's Rank	5 / 14	
		Today's Top Time	2'28.341	141.266 km/h

Lap	Passing Time	Lap Time	Sec1	Sec2	Sec3	Sec4	km/h
			44.264	27.264	57.120	29.300	244.000
1.	2'37.948						
		2'35.992 (7)	43.649	26.748	56.656	28.939	258.353
2.	5'13.940						
		2'33.030 (6)	42.624	26.039	55.826	28.541	262.209
3.	7'46.970						
		2'32.141 (4)	42.293	26.239	55.304	28.305	267.805
4.	10'19.111						
		2'30.912 (2)	42.856	25.773	54.593	27.690	271.111
5.	12'50.023						
		2'31.956 (3)	42.349	26.396	55.078	28.133	264.578
6.	15'21.979						
		2'32.747 (5)	42.741	26.194	55.560	28.252	260.653
7.	17'54.726						
		B 2'30.787 (1)	41.642	25.943	55.062	28.140	271.950
8.	20'25.513						



MFJ 公認 準国際競技会


鈴鹿サンデーロードレース第2戦



MFJ/SMSC 2026 SUZUKA SUNDAY ROAD RACE-Round2

インターJSB1000 決勝レース

2026/6/7 :


 SUZUKA CIRCUIT
 Full Course 2-Wheels(5,821m)

個別ラップ表

Weather :Rain

Track :Wet

No	96	Best Time	2'34.421	135.704 km/h
Name	岡田 理紀	Total Time	20'55.345	8 Laps
Team	Honda双友会TochigiRacing	Average Lap Time	2'36.124	
Type	Honda/CBR1000RR-R	Today's Rank	8 / 14	
		Today's Top Time	2'28.341	141.266 km/h

Lap	Passing Time	Lap Time	Sec1	Sec2	Sec3	Sec4	km/h
			46.842	28.171	57.629	29.829	263.784
1.	2'42.471						
2.	5'20.853	2'38.382 (7)	44.524	27.306	56.606	29.946	258.353
3.	7'58.310	2'37.457 (6)	43.329	27.477	56.576	30.075	259.115
4.	10'35.583	2'37.273 (5)	43.723	27.448	56.758	29.344	244.680
5.	13'10.410	2'34.827 (2)	42.690	27.139	55.933	29.065	261.429
6.	15'44.831	B 2'34.421 (1)	42.748	26.905	55.866	28.902	259.882
7.	18'20.409	2'35.578 (4)	43.056	26.981	56.446	29.095	271.950
8.	20'55.345	2'34.936 (3)	42.707	26.909	55.922	29.398	270.277



MFJ 公認 準国際競技会

鈴鹿サンデーロードレース第2戦



MFJ/SMSC 2026 SUZUKA SUNDAY ROAD RACE-Round2

インターJSB1000 決勝レース

2026/6/7 :


 SUZUKA CIRCUIT
 Full Course 2-Wheels(5,821m)

個別ラップ表

Weather :Rain

Track :Wet

No	99	Best Time	2'34.024	136.054 km/h
Name	杉本 慎平	Total Time	20'53.938	8 Laps
Team	Team de"LIGHT	Average Lap Time	2'35.870	
Type	DUCATI/1199パニガーレス	Today's Rank	7 / 14	
		Today's Top Time	2'28.341	141.266 km/h

Lap	Passing Time	Lap Time	Sec1	Sec2	Sec3	Sec4	km/h
			48.071	27.400	57.672	29.703	236.129
1.	2'42.846						
		2'38.538 (7)	44.439	27.643	56.558	29.898	235.496
2.	5'21.384						
		2'34.338 (2)	42.836	26.572	55.741	29.189	248.839
3.	7'55.722						
		2'34.558 (4)	42.735	26.444	56.348	29.031	248.839
4.	10'30.280						
		B 2'34.024 (1)	42.561	26.456	56.193	28.814	248.136
5.	13'04.304						
		2'34.509 (3)	42.267	26.516	56.571	29.155	241.983
6.	15'38.813						
		2'36.815 (5)	43.484	26.620	56.526	30.185	246.742
7.	18'15.628						
		2'38.310 (6)	43.776	26.817	57.517	30.200	239.346
8.	20'53.938						