

SUZUKA CIRCUIT

Individual Laptime

Weather :Cloudy

Full Course 4-Wheels(5,807m)

Track :Dry

No	2	Best Time	2'06.342	165.465 km/h
Name	ZHOU Bihuang	Total Time	26'36.354	9 Laps
Team	Porsche Beijing Central & Goldenport #	Average Lap Time	3'17.003	
Type		Today's Rank	2 / 4	
		Today's Top Time	2'06.182	165.675 km/h

Lap	Passing Time	Lap Time	Sec1	Sec2	Sec3	Sec4	km/h
				26.209	49.134	28.239	244.000
1.	2'39.297						
		2'09.169 (2)	36.945	21.916	46.113	24.195	248.839
2.	4'48.466						
		2'18.568 (4)	38.686	28.483	47.553	23.846	244.000
3.	7'07.034						
		B 2'06.342 (1)	35.349	21.712	46.030	23.251	246.742
4.	9'13.376						
		2'31.931 (5)	36.778	25.205	52.218	37.730	236.765
5.	11'45.307	Pit					
		8'25.486 (6)	6'35.735	23.641	48.091	38.019	208.646
6.	20'10.793						
		2'10.524 (3)	36.442	21.989	48.300	23.793	229.948
7.	22'21.317						
		(2'08.214)	35.686	22.284	46.578	23.666	246.050
8.	24'29.531						
		(2'06.823)	35.457	21.837	46.074	23.455	247.437
9.	26'36.354						

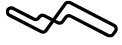
PORSCHE

CARRERA CUP ASIA

2023 Porsche Carrera Cup Asia Rounds 5&6

Porsche Carrera Cup Asia Qualifying Practice

2023 / 7 / 1 :



SUZUKA CIRCUIT

Individual Laptime

Weather :Cloudy

Full Course 4-Wheels(5,807m)

Track :Dry

No	9	Best Time	2'07.449	164.028 km/h
Name	LI Chao	Total Time	26'01.470	10 Laps
Team	Team Betterlife #	Average Lap Time	2'31.184	
Type		Today's Rank	4 / 4	
		Today's Top Time	2'06.182	165.675 km/h

Lap	Passing Time	Lap Time	Sec1	Sec2	Sec3	Sec4	km/h
				25.091	49.964	26.426	240.000
1.	3'20.810						
		2'17.625 (7)	40.348	24.071	48.694	24.512	247.437
2.	5'38.435						
		2'11.439 (6)	36.758	22.260	46.373	26.048	247.437
3.	7'49.874						
		2'09.080 (5)	36.149	22.233	46.311	24.387	249.545
4.	9'58.954						
		2'08.399 (3)	36.318	21.989	46.184	23.908	247.437
5.	12'07.353						
		2'08.509 (4)	35.970	22.188	46.454	23.897	247.437
6.	14'15.862						
		2'19.363 (8)	38.477	22.500	46.884	31.502	246.050
7.	16'35.225	Pit					
		5'10.803 (9)	3'34.028	24.459	47.744	24.572	245.363
8.	21'46.028						
		2'07.993 (2)	36.181	22.006	46.110	23.696	246.742
9.	23'54.021						
		B 2'07.449 (1)	35.721	21.997	46.205	23.526	248.136
10.	26'01.470						

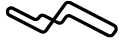
 SUZUKA CIRCUIT
Full Course 4-Wheels(5,807m)

Individual Laptime

Weather :Cloudy
Track :Dry

No	77	Best Time	2'06.854	164.797 km/h
Name	Eric ZANG	Total Time	25'14.010	10 Laps
Team	TORO Racing #	Average Lap Time	2'29.897	
Type		Today's Rank	3 / 4	
		Today's Top Time	2'06.182	165.675 km/h

Lap	Passing Time	Lap Time	Sec1	Sec2	Sec3	Sec4	km/h
				26.514	52.534	28.119	240.000
1.	2'44.935						
		2'20.550 (8)	41.299	24.003	48.577	26.671	180.000
2.	5'05.485						
		2'07.123 (2)	35.684	22.117	46.097	23.225	248.136
3.	7'12.608						
		B 2'06.854 (1)	35.814	21.606	45.920	23.514	248.839
4.	9'19.462						
		2'15.085 (5)	35.739	21.806	46.661	30.879	246.050
5.	11'34.547	Pit					
		4'51.148 (9)	3'05.421	25.266	52.559	27.902	141.677
6.	16'25.695						
		2'18.495 (7)	41.007	23.659	47.379	26.450	246.050
7.	18'44.190						
		2'15.101 (6)	36.059	21.994	49.667	27.381	177.455
8.	20'59.291						
		2'07.297 (3)	35.907	21.578	46.116	23.696	247.437
9.	23'06.588						
		2'07.422 (4)	35.698	21.755	46.346	23.623	245.363
10.	25'14.010						



SUZUKA CIRCUIT

Individual Laptime

Weather :Cloudy

Track :Dry

Full Course 4-Wheels(5,807m)

No	718	Best Time	2'06.182	165.675 km/h
Name	BAO Jinlong	Total Time	25'15.746	10 Laps
Team	Zheng Tong Auto #	Average Lap Time	2'31.945	
Type		Today's Rank	1 / 4	
		Today's Top Time	2'06.182	165.675 km/h

Lap	Passing Time	Lap Time	Sec1	Sec2	Sec3	Sec4	km/h
				25.557	53.023	25.229	207.170
1.	2'28.238						
2.	4'46.823	2'18.585 (7)	36.736	24.256	50.006	27.587	245.363
3.	6'53.710	2'06.887 (4)	35.938	21.473	46.046	23.430	248.136
4.	9'00.768	2'07.058 (5)	35.883	21.589	46.163	23.423	248.839
5.	11'19.665	2'18.897 (8)	36.004	21.994	48.481	32.418	230.551
		Pit					
6.	16'38.179	5'18.514 (9)	3'38.951	24.575	48.862	26.126	201.468
7.	18'56.186	2'18.007 (6)	37.902	23.885	50.256	25.964	210.647
8.	21'02.743	2'06.557 (2)	35.773	21.401	45.878	23.505	248.839
9.	23'08.925	B 2'06.182 (1)	35.538	21.508	46.007	23.129	248.839
10.	25'15.746	2'06.821 (3)	35.747	21.704	46.105	23.265	248.839

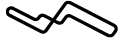
PORSCHE

CARRERA CUP ASIA

2023 Porsche Carrera Cup Asia Rounds 5&6

Porsche Carrera Cup Asia Qualifying Practice

2023 / 7 / 1 :



SUZUKA CIRCUIT

Individual Laptime

Weather :Cloudy

Full Course 4-Wheels(5,807m)

Track :Dry

No	5	Best Time	2'08.676	162.464 km/h
Name	WU Jiaxin	Total Time	26'32.494	11 Laps
Team	R&B Racing	Average Lap Time	2'24.040	
Type		Today's Rank	5 / 10	
		Today's Top Time	2'07.138	164.429 km/h

Lap	Passing Time	Lap Time		Sec1	Sec2	Sec3	Sec4	km/h
					25.390	50.619	26.943	221.259
1.	2'32.086							
		2'15.581	(8)	37.927	22.798	47.498	27.358	238.049
2.	4'47.667							
		B 2'08.676	(1)	36.214	22.023	46.530	23.909	246.050
3.	6'56.343							
		2'08.953	(4)	36.179	22.397	46.574	23.803	246.050
4.	9'05.296							
		2'09.318	(6)	36.319	22.416	46.965	23.618	246.050
5.	11'14.614							
		2'15.301	(7)	36.829	22.665	46.647	29.160	246.050
6.	13'29.915	Pit						
		4'04.145	(10)	2'23.786	24.476	49.350	26.533	232.381
7.	17'34.060							
		2'31.500	(9)	41.504	25.185	54.114	30.697	142.366
8.	20'05.560							
		2'08.894	(3)	36.416	22.096	46.373	24.009	246.050
9.	22'14.454							
		2'09.209	(5)	36.122	21.990	46.565	24.532	246.050
10.	24'23.663							
		2'08.831	(2)	36.663	21.860	46.481	23.827	246.742
11.	26'32.494							

PORSCHE

CARRERA CUP ASIA

2023 Porsche Carrera Cup Asia Rounds 5&6

Porsche Carrera Cup Asia Qualifying Practice

2023 / 7 / 1 :

 SUZUKA CIRCUIT
Full Course 4-Wheels(5,807m)

Individual Laptime

Weather :Cloudy
Track :Dry

No	16	Best Time	2'07.312	164.204 km/h
Name	ZHANG Yaqi	Total Time	26'43.410	11 Laps
Team	Modena Motorsports	Average Lap Time	2'24.384	
Type		Today's Rank	2 / 10	
		Today's Top Time	2'07.138	164.429 km/h

Lap	Passing Time	Lap Time	Sec1	Sec2	Sec3	Sec4	km/h
				25.411	58.498	25.868	211.663
1.	2'39.567						
		2'13.020 (7)	37.463	22.210	49.477	23.870	246.050
2.	4'52.587						
		2'08.467 (3)	36.926	21.695	46.339	23.507	247.437
3.	7'01.054						
		B 2'07.312 (1)	35.996	21.635	46.207	23.474	247.437
4.	9'08.366						
		2'08.915 (4)	36.517	21.774	46.477	24.147	248.136
5.	11'17.281						
		2'08.214 (2)	36.103	21.594	46.395	24.122	246.742
6.	13'25.495						
		2'18.942 (9)	36.147	22.122	47.434	33.239	241.319
7.	15'44.437	Pit					
		4'21.947 (10)	2'47.123	23.387	47.109	24.328	245.363
8.	20'06.384						
		2'17.458 (8)	36.517	21.851	53.313	25.777	152.236
9.	22'23.842						
		2'09.683 (5)	36.499	22.147	46.971	24.066	246.050
10.	24'33.525						
		2'09.885 (6)	37.002	22.305	46.759	23.819	247.437
11.	26'43.410						

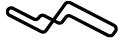
PORSCHE

CARRERA CUP ASIA

2023 Porsche Carrera Cup Asia Rounds 5&6

Porsche Carrera Cup Asia Qualifying Practice

2023 / 7 / 1 :



SUZUKA CIRCUIT

Individual Laptime

Weather :Cloudy

Full Course 4-Wheels(5,807m)

Track :Dry

No	21	Best Time	2'13.319	156.806 km/h
Name	Samson CHAN	Total Time	26'31.118	9 Laps
Team	Trans-China Automotive Racing	Average Lap Time	2'54.950	
Type		Today's Rank	10 / 10	
		Today's Top Time	2'07.138	164.429 km/h

Lap	Passing Time	Lap Time	Sec1	Sec2	Sec3	Sec4	km/h
				28.924	1'09.060	34.015	145.430
1.	3'11.517						
		2'13.611 (2)	37.994	22.713	48.200	24.704	245.363
2.	5'25.128	B 2'13.319 (1)	37.465	22.965	48.428	24.461	244.680
3.	7'38.447	2'13.641 (3)	37.106	23.079	48.740	24.716	244.680
4.	9'52.088	2'14.574 (4)	37.958	23.243	48.732	24.641	245.363
5.	12'06.662	2'47.128 (6)	48.151	38.133	54.057	26.787	240.658
6.	14'53.790	2'15.519 (5)	38.031	23.776	48.980	24.732	245.363
7.	17'09.309	2'57.436 (7)	44.111	30.229	1'02.981	40.115	158.556
8.	20'06.745	Pit 6'24.373 (8)	4'38.732	27.338	53.670	24.633	242.652
9.	26'31.118						

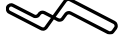
PORSCHE

CARRERA CUP ASIA

2023 Porsche Carrera Cup Asia Rounds 5&6

Porsche Carrera Cup Asia Qualifying Practice

2023 / 7 / 1 :



SUZUKA CIRCUIT

Individual Laptime

Weather :Cloudy

Full Course 4-Wheels(5,807m)

Track :Dry

No	22	Best Time	2'07.138	164.429 km/h
Name	YANG Ruoyu	Total Time	25'22.963	10 Laps
Team	BD Group #	Average Lap Time	2'30.841	
Type		Today's Rank	1 / 10	
		Today's Top Time	2'07.138	164.429 km/h

Lap	Passing Time	Lap Time	Sec1	Sec2	Sec3	Sec4	km/h
				26.348	52.841	27.931	226.977
1.	2'45.387						
2.	4'54.141	2'08.754 (4)	36.934	22.113	46.280	23.427	247.437
3.	7'02.153	2'08.012 (2)	36.178	21.778	46.508	23.548	247.437
4.	9'10.182	2'08.029 (3)	36.296	21.960	46.376	23.397	247.437
5.	11'26.060	2'15.878 (5)	36.985	22.447	47.689	28.757	245.363
		Pit					
6.	16'07.862	4'41.802 (9)	3'00.011	25.312	50.507	25.972	244.000
7.	18'24.073	2'16.211 (6)	41.246	22.077	47.609	25.279	244.680
8.	20'31.211	B 2'07.138 (1)	35.897	21.660	46.099	23.482	245.363
9.	23'05.112	2'33.901 (8)	40.535	29.365	53.067	30.934	140.544
10.	25'22.963	2'17.851 (7)	37.772	28.013	46.896	25.170	245.363



SUZUKA CIRCUIT

Individual Laptime

Weather :Cloudy

Full Course 4-Wheels(5,807m)

Track :Dry

No	23	Best Time	2'07.555	163.892 km/h
Name	Eric KWONG	Total Time	26'15.202	10 Laps
Team	Kiddy World Racing	Average Lap Time	2'35.786	
Type		Today's Rank	3 / 10	
		Today's Top Time	2'07.138	164.429 km/h

Lap	Passing Time	Lap Time	Sec1	Sec2	Sec3	Sec4	km/h
				27.917	1'00.841	29.584	130.909
1.	2'53.125						
		2'09.075 (6)	36.788	21.974	46.681	23.632	244.680
2.	5'02.200						
		2'08.082 (3)	36.232	21.758	46.574	23.518	246.050
3.	7'10.282						
		B 2'07.555 (1)	35.960	21.726	46.633	23.236	246.742
4.	9'17.837						
		2'08.708 (4)	36.175	22.084	46.865	23.584	245.363
5.	11'26.545						
		2'18.226 (8)	37.200	22.531	47.941	30.554	245.363
6.	13'44.771	Pit					
		5'58.723 (9)	3'59.133	27.441	1'02.046	30.103	105.450
7.	19'43.494						
		2'15.083 (7)	37.234	22.829	51.074	23.946	245.363
8.	21'58.577						
		2'07.665 (2)	35.750	21.800	46.720	23.395	244.680
9.	24'06.242						
		2'08.960 (5)	36.506	21.977	46.890	23.587	245.363
10.	26'15.202						

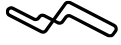
PORSCHE

CARRERA CUP ASIA

2023 Porsche Carrera Cup Asia Rounds 5&6

Porsche Carrera Cup Asia Qualifying Practice

2023 / 7 / 1 :



SUZUKA CIRCUIT

Individual Laptime

Weather :Cloudy

Full Course 4-Wheels(5,807m)

Track :Dry

No	25	Best Time	2'11.379	159.121 km/h
Name	ZHU Zhiyao	Total Time	27'13.065	11 Laps
Team	R&B Racing	Average Lap Time	2'24.021	
Type		Today's Rank	9 / 10	
		Today's Top Time	2'07.138	164.429 km/h

Lap	Passing Time	Lap Time	Sec1	Sec2	Sec3	Sec4	km/h
				27.937	1'07.018	31.887	157.419
1.	3'12.853						
2.	5'26.999	2'14.146 (5)	38.411	23.311	47.757	24.667	245.363
3.	7'43.926	2'16.927 (7)	38.310	22.589	51.074	24.954	222.944
4.	9'58.793	2'14.867 (6)	37.205	23.666	49.168	24.828	242.652
5.	12'11.749	2'12.956 (4)	37.745	22.652	47.760	24.799	244.680
6.	14'24.128	2'12.379 (2)	37.790	22.522	47.372	24.695	245.363
7.	16'44.478	2'20.350 (8)	38.524	23.534	49.140	29.152	236.129
		Pit					
8.	20'27.275	3'42.797 (10)	1'56.548	26.491	53.474	26.284	215.294
9.	22'49.268	2'21.993 (9)	40.038	25.091	49.329	27.535	156.578
10.	25'01.686	2'12.418 (3)	37.268	22.583	47.930	24.637	245.363
11.	27'13.065	B 2'11.379 (1)	37.191	22.561	47.302	24.325	245.363

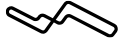
PORSCHE

CARRERA CUP ASIA

2023 Porsche Carrera Cup Asia Rounds 5&6

Porsche Carrera Cup Asia Qualifying Practice

2023 / 7 / 1 :



SUZUKA CIRCUIT

Individual Laptime

Weather :Cloudy

Full Course 4-Wheels(5,807m)

Track :Dry

No	61	Best Time	2'09.335	161.636 km/h
Name	Adrian D SILVA	Total Time	27'05.110	11 Laps
Team	EBM Giga Racing	Average Lap Time	2'25.487	
Type		Today's Rank	6 / 10	
		Today's Top Time	2'07.138	164.429 km/h

Lap	Passing Time	Lap Time	Sec1	Sec2	Sec3	Sec4	km/h
				28.135	1'00.413	31.642	130.909
1.	3'05.120						
2.	5'15.563	2'10.443 (3)	37.082	22.517	46.721	24.123	245.363
3.	7'25.782	2'10.219 (2)	36.980	22.195	47.081	23.963	246.742
4.	9'37.068	2'11.286 (5)	37.018	22.381	47.716	24.171	246.050
5.	11'47.937	2'10.869 (4)	36.814	22.385	47.351	24.319	246.742
6.	14'10.541	2'22.604 (8)	38.758	23.264	47.468	33.114	234.240
		Pit					
7.	18'12.725	4'02.184 (9)	2'11.702	25.795	55.898	28.789	181.488
8.	20'28.960	2'16.235 (7)	36.949	22.310	50.784	26.192	197.838
9.	22'45.170	2'16.210 (6)	38.728	24.993	48.314	24.175	245.363
10.	24'54.505	B 2'09.335 (1)	36.705	22.237	46.687	23.706	246.742
11.	27'05.110	(2'10.605)	36.684	22.294	46.968	24.659	245.363

PORSCHE

CARRERA CUP ASIA

2023 Porsche Carrera Cup Asia Rounds 5&6

Porsche Carrera Cup Asia Qualifying Practice

2023 / 7 / 1 :



SUZUKA CIRCUIT

Individual Laptime

Weather :Cloudy

Full Course 4-Wheels(5,807m)

Track :Dry

No	69	Best Time	2'10.210	160.550 km/h
Name	Jacky WU	Total Time	27'17.204	10 Laps
Team	Shanghai Pudong&Waigaoqiao 69 Racing #	Average Lap Time	2'38.312	
Type		Today's Rank	7 / 10	
		Today's Top Time	2'07.138	164.429 km/h

Lap	Passing Time	Lap Time	Sec1	Sec2	Sec3	Sec4	km/h
				27.007	1'00.580	28.121	111.756
1.	3'32.394						
2.	5'44.631	2'12.237 (5)	37.660	22.775	47.383	24.419	242.652
3.	7'54.988	2'10.357 (2)	36.923	22.384	47.039	24.011	244.680
4.	10'08.517	2'13.529 (6)	37.106	22.545	47.304	26.574	245.363
5.	12'19.468	2'10.951 (4)	36.648	22.426	47.268	24.609	244.680
6.	14'57.572	2'38.104 (8)	36.871	29.647	56.438	35.148	210.144
7.	20'37.858	5'40.286 (9)	3'30.236	28.578	59.138	42.334	55.525
8.	22'56.494	2'18.636 (7)	37.011	23.113	48.892	29.620	111.331
9.	25'06.704	B 2'10.210 (1)	36.727	22.284	47.203	23.996	244.680
10.	27'17.204	2'10.500 (3)	36.248	22.231	47.541	24.480	242.652

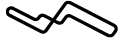
PORSCHE

CARRERA CUP ASIA

2023 Porsche Carrera Cup Asia Rounds 5&6

Porsche Carrera Cup Asia Qualifying Practice

2023 / 7 / 1 :



SUZUKA CIRCUIT

Individual Laptime

Weather :Cloudy

Full Course 4-Wheels(5,807m)

Track :Dry

No	88	Best Time	2'10.480	160.218 km/h
Name	Christian CHIA	Total Time	27'17.068	11 Laps
Team	OpenRoad Racing	Average Lap Time	2'26.131	
Type		Today's Rank	8 / 10	
		Today's Top Time	2'07.138	164.429 km/h

Lap	Passing Time	Lap Time	Sec1	Sec2	Sec3	Sec4	km/h
				28.205	59.897	29.458	160.292
1.	2'55.756						
2.	5'07.435	2'11.679 (5)	37.458	22.572	47.361	24.288	244.680
3.	7'18.287	2'10.852 (2)	36.662	22.692	47.247	24.251	244.680
4.	9'29.460	2'11.173 (3)	36.865	22.693	47.246	24.369	246.050
5.	11'40.659	2'11.199 (4)	37.124	22.666	47.153	24.256	244.680
6.	14'01.488	2'20.829 (9)	37.623	23.130	48.306	31.770	239.346
		Pit					
7.	18'16.841	4'15.353 (10)	2'38.523	23.782	47.819	25.229	231.768
8.	20'31.060	2'14.219 (6)	36.910	22.662	47.282	27.365	198.733
9.	22'46.757	2'15.697 (7)	37.331	25.484	48.316	24.566	241.319
10.	24'57.237	B 2'10.480 (1)	36.749	22.491	47.135	24.105	245.363
11.	27'17.068	2'19.831 (8)	37.153	22.707	47.754	32.217	245.363
		Pit					

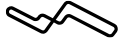
PORSCHE

CARRERA CUP ASIA

2023 Porsche Carrera Cup Asia Rounds 5&6

Porsche Carrera Cup Asia Qualifying Practice

2023 / 7 / 1 :



SUZUKA CIRCUIT

Individual Laptime

Weather :Cloudy

Full Course 4-Wheels(5,807m)

Track :Dry

No	188	Best Time	2'08.643	162.506 km/h
Name	LI Xuanyu	Total Time	26'51.405	11 Laps
Team	Z.SPEED Motorsport	Average Lap Time	2'25.513	
Type		Today's Rank	4 / 10	
		Today's Top Time	2'07.138	164.429 km/h

Lap	Passing Time	Lap Time		Sec1	Sec2	Sec3	Sec4	km/h
					25.336	51.662	29.850	224.082
1.	2'36.272			36.924	22.694	46.960	25.429	246.050
2.	4'48.279	2'12.007 (6)		36.451	22.081	46.685	24.034	246.050
3.	6'57.530	2'09.251 (3)		35.919	21.994	46.811	24.003	246.742
4.	9'06.257	2'08.727 (2)		36.467	24.917	52.283	24.952	238.696
5.	11'24.876	2'18.619 (9)		36.447	22.686	47.869	29.668	244.000
6.	13'41.546	2'16.670 (8)		36.447	22.686	47.869	29.668	244.000
		Pit						
7.	18'09.384	4'27.838 (10)		2'42.380	25.411	54.150	25.897	220.150
8.	20'22.438	2'13.054 (7)		36.224	22.245	49.636	24.949	212.174
9.	22'31.081	B 2'08.643 (1)		35.858	21.896	46.751	24.138	246.050
10.	24'40.988	2'09.907 (4)		36.226	22.253	47.188	24.240	245.363
11.	26'51.405	2'10.417 (5)		36.390	22.280	47.475	24.272	245.363

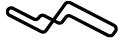
PORSCHE

CARRERA CUP ASIA

2023 Porsche Carrera Cup Asia Rounds 5&6

Porsche Carrera Cup Asia Qualifying Practice

2023 / 7 / 1 :



SUZUKA CIRCUIT

Individual Laptime

Weather :Cloudy

Track :Dry

Full Course 4-Wheels(5,807m)

No	8	Best Time	2'05.183	166.997 km/h
Name	Chris VAN DER DRIFT	Total Time	26'24.831	10 Laps
Team	Team Shanghai Yonda #	Average Lap Time	2'37.371	
Type		Today's Rank	4 / 6	
		Today's Top Time	2'03.878	168.756 km/h

Lap	Passing Time	Lap Time	Sec1	Sec2	Sec3	Sec4	km/h
				25.607	50.112	26.539	241.319
1.	3'20.504						
2.	5'36.212	2'15.708 (6)	40.245	23.990	48.142	23.331	246.742
3.	7'41.571	(2'05.359)	34.915	21.208	45.269	23.967	248.839
4.	9'57.129	2'15.558 (5)	38.868	23.862	48.971	23.857	246.050
5.	12'03.029	2'05.900 (3)	35.216	21.517	46.034	23.133	248.136
6.	14'08.901	2'05.872 (2)	35.156	21.592	45.863	23.261	247.437
7.	16'26.723	2'17.822 (7)	37.744	22.584	48.034	29.460	244.680
8.	22'09.449	5'42.726 (8)	4'03.073	24.537	48.993	26.123	243.324
9.	24'19.648	2'10.199 (4)	37.770	22.508	46.345	23.576	248.136
10.	26'24.831	B 2'05.183 (1)	34.900	21.262	45.640	23.381	248.839

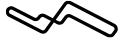
PORSCHE

CARRERA CUP ASIA

2023 Porsche Carrera Cup Asia Rounds 5&6

Porsche Carrera Cup Asia Qualifying Practice

2023 / 7 / 1 :



SUZUKA CIRCUIT

Individual Laptime

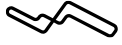
Weather :Cloudy

Full Course 4-Wheels(5,807m)

Track :Dry

No	11	Best Time	2'03.878	168.756 km/h
Name	Florian LATORRE	Total Time	26'12.248	10 Laps
Team	Meidong Racing #	Average Lap Time	2'38.501	
Type		Today's Rank	1 / 6	
		Today's Top Time	2'03.878	168.756 km/h

Lap	Passing Time	Lap Time	Sec1	Sec2	Sec3	Sec4	km/h
				25.031	50.504	24.555	238.696
1.	2'25.731						
		2'11.991 (5)	36.139	22.024	50.372	23.456	244.680
2.	4'37.722	B 2'03.878 (1)	34.629	21.092	45.344	22.813	246.050
3.	6'41.600	2'04.740 (3)	35.067	21.130	45.505	23.038	247.437
4.	8'46.340	2'17.825 (8)	39.950	24.938	49.073	23.864	245.363
5.	11'04.165	2'14.290 (7)	35.260	22.445	47.397	29.188	245.363
6.	13'18.455	Pit					
		6'28.594 (9)	4'51.024	23.649	49.279	24.642	240.658
7.	19'47.049	2'07.014 (4)	36.021	21.562	46.068	23.363	246.742
8.	21'54.063	2'03.979 (2)	34.736	21.025	45.310	22.908	247.437
9.	23'58.042	2'14.206 (6)	39.874	22.718	47.974	23.640	246.742
10.	26'12.248						



SUZUKA CIRCUIT

Individual Laptime

Weather :Cloudy

Full Course 4-Wheels(5,807m)

Track :Dry

No	17	Best Time	2'05.946	165.985 km/h
Name	Nazim AZMAN	Total Time	25'31.021	10 Laps
Team	Sime Darby Racing Team #	Average Lap Time	2'33.309	
Type		Today's Rank	5 / 6	
		Today's Top Time	2'03.878	168.756 km/h

Lap	Passing Time	Lap Time	Sec1	Sec2	Sec3	Sec4	km/h
				23.858	49.532	25.379	245.363
1.	2'31.239						
		2'13.608 (6)	37.799	22.446	47.751	25.612	245.363
2.	4'44.847	2'06.306 (2)	35.654	21.475	45.886	23.291	248.136
		2'06.829 (3)	35.783	21.590	46.107	23.349	248.136
3.	6'51.153						
		2'14.001 (7)	35.684	21.559	46.530	30.228	248.136
4.	8'57.982						
		5'33.638 (9)	3'54.984	24.201	49.080	25.373	220.704
5.	11'11.983 Pit						
		2'16.155 (8)	37.946	22.715	47.596	27.898	213.723
6.	16'45.621						
		2'11.156 (4)	37.730	22.826	46.848	23.752	246.742
7.	19'01.776						
		B 2'05.946 (1)	35.430	21.328	45.921	23.267	248.136
8.	21'12.932						
		2'12.143 (5)	35.542	21.416	46.033	29.152	246.742
9.	23'18.878						
10.	25'31.021						

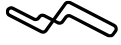
PORSCHE

CARRERA CUP ASIA

2023 Porsche Carrera Cup Asia Rounds 5&6

Porsche Carrera Cup Asia Qualifying Practice

2023 / 7 / 1 :



SUZUKA CIRCUIT

Individual Laptime

Weather :Cloudy

Full Course 4-Wheels(5,807m)

Track :Dry

No	55	Best Time	2'06.798	164.870 km/h
Name	GAO Yujia	Total Time	26'56.056	10 Laps
Team	Team Jebesen #	Average Lap Time	2'36.683	
Type		Today's Rank	6 / 6	
		Today's Top Time	2'03.878	168.756 km/h

Lap	Passing Time	Lap Time	Sec1	Sec2	Sec3	Sec4	km/h
				24.823	49.790	24.985	243.324
1.	3'25.906						
2.	5'42.588	2'16.682 (7)	38.137	24.706	48.240	25.599	245.363
3.	7'50.529	2'07.941 (4)	35.773	21.338	46.162	24.668	247.437
4.	10'05.671	2'15.142 (5)	40.714	22.259	47.335	24.834	245.363
5.	12'13.408	2'07.737 (3)	35.787	21.739	46.412	23.799	247.437
6.	14'46.329	2'32.921 (8)	42.142	25.961	50.356	34.462	224.082
		Pit					
7.	20'25.838	5'39.509 (9)	3'54.309	26.318	52.940	25.942	226.977
8.	22'42.412	2'16.574 (6)	41.013	24.116	47.471	23.974	245.363
9.	24'49.210	B 2'06.798 (1)	35.321	21.599	46.306	23.572	246.742
10.	26'56.056	2'06.846 (2)	35.550	21.660	46.188	23.448	247.437

PORSCHE

CARRERA CUP ASIA

2023 Porsche Carrera Cup Asia Rounds 5&6

Porsche Carrera Cup Asia Qualifying Practice

2023 / 7 / 1 :

 SUZUKA CIRCUIT
Full Course 4-Wheels(5,807m)

Individual Laptime

Weather :Cloudy
Track :Dry

No	86	Best Time	2'04.946	167.314 km/h
Name	Martin RAGGINGER	Total Time	26'13.386	9 Laps
Team	Porsche Holding #	Average Lap Time	2'58.386	
Type		Today's Rank	3 / 6	
		Today's Top Time	2'03.878	168.756 km/h

Lap	Passing Time	Lap Time		Sec1	Sec2	Sec3	Sec4	km/h
					24.399	50.721	24.547	232.997
1.	2'26.293			36.133	22.098	50.470	23.601	244.680
2.	4'38.595	2'12.302 (5)		35.014	21.539	45.773	23.177	246.050
3.	6'44.098	2'05.503 (2)		35.166	21.252	46.030	23.237	247.437
4.	8'49.783	2'05.685 (3)		35.539	21.666	46.274	31.103	244.680
5.	11'04.365	2'14.582 (7)	Pit	7'07.288	23.890	47.689	24.391	241.319
6.	19'47.623	8'43.258 (8)		36.046	21.988	46.043	23.308	246.050
7.	21'55.008	2'07.385 (4)		35.053	21.186	45.554	23.153	246.742
8.	23'59.954	B 2'04.946 (1)		35.813	23.320	50.315	23.984	230.551
9.	26'13.386	2'13.432 (6)						

PORSCHE

CARRERA CUP ASIA

2023 Porsche Carrera Cup Asia Rounds 5&6

Porsche Carrera Cup Asia Qualifying Practice

2023 / 7 / 1 :

 SUZUKA CIRCUIT
Full Course 4-Wheels(5,807m)

Individual Laptime

Weather :Cloudy
Track :Dry

No	99	Best Time	2'04.329	168.144 km/h
Name	LUO Kailuo	Total Time	25'33.382	10 Laps
Team	TORO Racing #	Average Lap Time	2'33.804	
Type		Today's Rank	2 / 6	
		Today's Top Time	2'03.878	168.756 km/h

Lap	Passing Time	Lap Time	Sec1	Sec2	Sec3	Sec4	km/h
				23.688	48.380	24.202	246.742
1.	2'29.141						
		2'12.981 (5)	36.528	22.620	49.936	23.897	243.324
2.	4'42.122						
		2'04.938 (3)	35.221	21.093	45.655	22.969	248.839
3.	6'47.060						
		2'05.221 (4)	35.089	21.197	45.797	23.138	248.136
4.	8'52.281						
		2'15.906 (7)	35.404	21.486	45.802	33.214	246.742
5.	11'08.187 Pit						
		5'28.238 (9)	3'48.397	24.713	49.624	25.504	225.810
6.	16'36.425						
		2'15.373 (6)	38.326	23.800	49.296	23.951	244.000
7.	18'51.798						
		B 2'04.329 (1)	35.040	21.068	45.322	22.899	248.136
8.	20'56.127						
		2'04.684 (2)	35.029	21.135	45.426	23.094	248.839
9.	23'00.811						
		2'32.571 (8)	35.225	22.949	1'00.751	33.646	224.655
10.	25'33.382 Pit						