



2023 SUZUKA CLUBMAN RACE



Organized by **ARC-SMSC**



2023 SUZUKA CLUBMAN RACE Round 2

スーパー FJ 決勝

2023 / 5 / 14 :



個別ラップ表

Weather :Rain

Full Course 4-Wheels(5,807m)

Track :Wet

No	1	Best Time	2'30.899	138.538 km/h
Name	元山 泰成	Total Time	19'16.510	7 Laps
Team	ECOTEH WORKS	Average Lap Time	2'47.309	
Type	KKS II	Today's Rank	5 / 22	
		Today's Top Time	2'29.323	140.000 km/h

Lap	Passing Time	Lap Time	Sec1	Sec2	Sec3	Sec4	km/h
1.	2'32.655		43.050	25.879	55.142	28.584	188.903
2.	5'09.875	2'37.220 (4)	42.215	25.403	54.801	34.801	184.538
3.	7'58.929	2'49.054 (5)	52.096	27.537	57.788	31.633	175.680
4.	11'42.201	3'43.272 (6)	56.360	35.930	1'28.841	42.141	80.293
5.	14'13.100	B 2'30.899 (1)	42.336	25.622	54.415	28.526	192.632
6.	16'45.334	2'32.234 (3)	43.333	25.855	54.435	28.611	190.542
7.	19'16.510	2'31.176 (2)	42.210	25.771	54.847	28.348	190.542



2023 SUZUKA CLUBMAN RACE



Organized by **ARC-SMSC**



2023 SUZUKA CLUBMAN RACE Round 2

スーパー FJ 決勝

2023 / 5 / 14 :



個別ラップ表

Weather :Rain

Full Course 4-Wheels(5,807m)

Track :Wet

No	2	Best Time	2'30.114	139.262 km/h
Name	田中 風輝	Total Time	19'19.302	7 Laps
Team	24SYSTEMタイヤサービス M2 KK-S II	Average Lap Time	2'46.685	
Type	KKS II	Today's Rank	2 / 22	
		Today's Top Time	2'29.323	140.000 km/h

Lap	Passing Time	Lap Time	Sec1	Sec2	Sec3	Sec4	km/h
			45.287	26.518	57.237	30.148	177.814
1.	2'39.190	2'36.979 (4)	42.212	25.505	55.005	34.257	176.032
2.	5'16.169	2'47.117 (5)	51.844	26.499	57.854	30.920	160.292
3.	8'03.286	3'42.754 (6)	55.088	36.060	1'28.068	43.538	79.278
4.	11'46.040	2'32.229 (3)	42.642	25.954	54.505	29.128	194.767
5.	14'18.269	2'30.919 (2)	42.036	25.486	54.940	28.457	193.480
6.	16'49.188	B 2'30.114 (1)	41.982	25.377	54.440	28.315	193.055
7.	19'19.302						



2023 SUZUKA CLUBMAN RACE



Organized by **ARC-SMSC**



2023 SUZUKA CLUBMAN RACE Round 2

スーパー FJ 決勝

2023 / 5 / 14 :

 **SUZUKA CIRCUIT**
Full Course 4-Wheels(5,807m)

個別ラップ表

Weather :Rain
Track :Wet

No	4	Best Time	2'31.440	138.043 km/h
Name	新原 光太郎	Total Time	19'17.311	7 Laps
Team	TAKE FIRST KK-S II	Average Lap Time	2'47.326	
Type	KKS II	Today's Rank	9 / 22	
		Today's Top Time	2'29.323	140.000 km/h

Lap	Passing Time	Lap Time	Sec1	Sec2	Sec3	Sec4	km/h
			43.239	26.022	55.224	28.866	192.632
1.	2'33.351	2'38.153 (4)	42.167	25.605	54.784	35.597	190.957
2.	5'11.504	2'47.889 (5)	50.814	28.114	58.246	30.715	168.599
3.	7'59.393	3'43.539 (6)	56.534	36.025	1'28.501	42.479	83.182
4.	11'42.932	2'31.498 (3)	42.197	25.736	54.894	28.671	188.903
5.	14'14.430	B 2'31.440 (1)	42.418	25.782	54.673	28.567	193.480
6.	16'45.870	2'31.441 (2)	42.206	25.654	54.871	28.710	193.480
7.	19'17.311						



2023 SUZUKA CLUBMAN RACE



Organized by **ARC-SMSC**



2023 SUZUKA CLUBMAN RACE Round 2

スーパー FJ 決勝

2023 / 5 / 14 :



個別ラップ表

Weather :Rain

Full Course 4-Wheels(5,807m)

Track :Wet

No	6	Best Time	2'39.830	130.796 km/h
Name	谷川 文啓	Total Time	19'58.365	7 Laps
Team	LOVCA F.Tworks TeamNoel	Average Lap Time	2'51.064	
Type	KKS II	Today's Rank	20 / 22	
		Today's Top Time	2'29.323	140.000 km/h

Lap	Passing Time	Lap Time	Sec1	Sec2	Sec3	Sec4	km/h
			52.479	29.154	58.034	32.309	192.632
1.	2'51.976		45.020	33.096	1'00.160	32.389	190.542
2.	5'42.641	2'50.665 (5)	46.677	28.721	58.539	31.360	193.055
3.	8'27.938	2'45.297 (4)	45.682	31.100	1'23.588	48.960	73.322
4.	11'57.268	3'29.330 (6)	45.462	27.687	57.429	30.311	192.632
5.	14'38.157	2'40.889 (3)	44.892	27.510	58.218	29.758	193.907
6.	17'18.535	2'40.378 (2)	44.689	27.840	57.078	30.223	192.632
7.	19'58.365	B 2'39.830 (1)					



2023 SUZUKA CLUBMAN RACE



Organized by **ARC-SMSC**



2023 SUZUKA CLUBMAN RACE Round 2

スーパー FJ 決勝

2023 / 5 / 14 :



SUZUKA CIRCUIT

Full Course 4-Wheels(5,807m)

個別ラップ表

Weather :Rain

Track :Wet

No	10	Best Time	2'32.894	136.730 km/h
Name	小合 将司	Total Time	19'42.576	7 Laps
Team	LOVCA/SimGym★Noel	Average Lap Time	2'49.496	
Type	KKS II	Today's Rank	12 / 22	
		Today's Top Time	2'29.323	140.000 km/h

Lap	Passing Time	Lap Time	Sec1	Sec2	Sec3	Sec4	km/h
			51.154	27.997	56.201	30.246	186.894
1.	2'45.598						
		2'42.440 (3)	44.364	26.776	58.691	32.609	163.271
2.	5'28.038						
		2'50.448 (5)	55.226	27.197	57.644	30.381	183.382
3.	8'18.486						
		3'33.212 (6)	47.319	35.716	1'24.962	45.215	79.278
4.	11'51.698						
		2'34.920 (2)	43.122	26.578	55.543	29.677	190.130
5.	14'26.618						
		2'43.064 (4)	42.524	26.145	1'05.927	28.468	190.542
6.	17'09.682						
		B 2'32.894 (1)	42.759	26.017	55.530	28.588	192.210
7.	19'42.576						



2023 SUZUKA CLUBMAN RACE



Organized by **ARC-SMSC**



2023 SUZUKA CLUBMAN RACE Round 2

スーパー FJ 決勝

2023 / 5 / 14 :



SUZUKA CIRCUIT

Full Course 4-Wheels(5,807m)

個別ラップ表

Weather :Rain

Track :Wet

No	11	Best Time	2'31.337	138.137 km/h
Name	村田 悠磨	Total Time	19'22.042	7 Laps
Team	Rn-sports制動屋Vieureka	Average Lap Time	2'47.740	
Type	KKS II	Today's Rank	7 / 22	
		Today's Top Time	2'29.323	140.000 km/h

Lap	Passing Time	Lap Time	Sec1	Sec2	Sec3	Sec4	km/h
			44.243	26.280	56.098	28.976	191.790
1.	2'35.597						
		2'38.868 (4)	42.914	25.835	55.480	34.639	191.790
2.	5'14.465						
		2'47.285 (5)	51.243	27.280	57.889	30.873	182.620
3.	8'01.750						
		3'43.670 (6)	55.994	36.165	1'28.075	43.436	79.927
4.	11'45.420						
		2'33.218 (3)	42.650	25.904	55.212	29.452	190.957
5.	14'18.638						
		2'32.067 (2)	42.467	25.734	55.282	28.584	190.542
6.	16'50.705						
		B 2'31.337 (1)	42.208	25.678	55.090	28.361	190.542
7.	19'22.042						



2023 SUZUKA CLUBMAN RACE



Organized by **ARC-SMSC**



2023 SUZUKA CLUBMAN RACE Round 2

スーパー FJ 決勝

2023 / 5 / 14 :



SUZUKA CIRCUIT

Full Course 4-Wheels(5,807m)

個別ラップ表

Weather :Rain

Track :Wet

No	12	Best Time	2'30.259	139.128 km/h
Name	小川 涼介	Total Time	19'14.180	7 Laps
Team	HIROTEX M2 KK-SII	Average Lap Time	2'46.760	
Type	KKS II	Today's Rank	3 / 22	
		Today's Top Time	2'29.323	140.000 km/h

Lap	Passing Time	Lap Time	Sec1	Sec2	Sec3	Sec4	km/h
			43.627	26.077	55.017	28.895	192.210
1.	2'33.616						
		2'39.013 (4)	42.399	25.834	55.121	35.659	172.574
2.	5'12.629						
		2'47.336 (5)	51.206	27.524	57.847	30.759	167.634
3.	7'59.965						
		3'43.254 (6)	56.680	36.220	1'28.143	42.211	85.034
4.	11'43.219						
		2'30.303 (2)	42.169	25.743	54.581	27.810	192.632
5.	14'13.522						
		B 2'30.259 (1)	42.190	25.430	54.118	28.521	194.767
6.	16'43.781						
		2'30.399 (3)	42.280	25.577	54.279	28.263	193.480
7.	19'14.180						



2023 SUZUKA CLUBMAN RACE



Organized by **ARC-SMSC**



2023 SUZUKA CLUBMAN RACE Round 2

スーパー FJ 決勝

2023 / 5 / 14 :

 **SUZUKA CIRCUIT**
Full Course 4-Wheels(5,807m)

個別ラップ表

Weather :Rain
Track :Wet

No	17	Best Time	2'34.215	135.559 km/h
Name	中嶋 匠	Total Time	19'38.118	7 Laps
Team	AVIATOR A ONE	Average Lap Time	2'48.842	
Type	KKS II	Today's Rank	17 / 22	
		Today's Top Time	2'29.323	140.000 km/h

Lap	Passing Time	Lap Time	Sec1	Sec2	Sec3	Sec4	km/h
			49.352	27.721	56.698	31.293	187.692
1.	2'45.064						
		2'41.791 (4)	44.412	26.506	58.510	32.363	157.419
2.	5'26.855						
		2'50.463 (5)	55.651	27.091	57.088	30.633	173.597
3.	8'17.318						
		3'34.276 (6)	47.859	35.610	1'25.375	45.432	77.803
4.	11'51.594						
		2'37.233 (3)	44.638	26.661	56.185	29.749	190.542
5.	14'28.827						
		2'35.076 (2)	43.565	26.364	55.910	29.237	190.542
6.	17'03.903						
		B 2'34.215 (1)	43.207	26.067	55.620	29.321	190.130
7.	19'38.118						



2023 SUZUKA CLUBMAN RACE



Organized by **ARC-SMSC**



2023 SUZUKA CLUBMAN RACE Round 2

スーパー FJ 決勝

2023 / 5 / 14 :



SUZUKA CIRCUIT

個別ラップ表

Weather :Rain

Track :Wet

Full Course 4-Wheels(5,807m)

No	19	Best Time	2'31.402	138.077 km/h
Name	松田 大輝	Total Time	19'22.523	7 Laps
Team	藤本電機工業 K-TACK MYST	Average Lap Time	2'47.121	
Type	KKS II	Today's Rank	8 / 22	
		Today's Top Time	2'29.323	140.000 km/h

Lap	Passing Time	Lap Time	Sec1	Sec2	Sec3	Sec4	km/h
			47.197	27.208	56.014	29.376	193.480
1.	2'39.795						
		2'37.494 (4)	42.236	26.103	55.504	33.651	191.373
2.	5'17.289						
		2'47.079 (5)	51.319	27.051	57.593	31.116	165.736
3.	8'04.368						
		3'42.135 (6)	55.188	35.616	1'27.695	43.636	76.783
4.	11'46.503						
		2'32.715 (3)	42.659	26.273	55.016	28.767	193.055
5.	14'19.218						
		2'31.903 (2)	42.223	25.810	55.094	28.776	193.907
6.	16'51.121						
		B 2'31.402 (1)	42.270	25.661	55.033	28.438	191.790
7.	19'22.523						



2023 SUZUKA CLUBMAN RACE



Organized by **ARC-SMSC**



2023 SUZUKA CLUBMAN RACE Round 2

スーパー FJ 決勝

2023 / 5 / 14 :



SUZUKA CIRCUIT

Full Course 4-Wheels(5,807m)

個別ラップ表

Weather :Rain

Track :Wet

No	21	Best Time	2'34.294	135.489 km/h
Name	太田 浩	Total Time	19'34.275	7 Laps
Team	ミスト・セキグチ・制動屋	Average Lap Time	2'48.558	
Type	KKS II	Today's Rank	18 / 22	
		Today's Top Time	2'29.323	140.000 km/h

Lap	Passing Time	Lap Time	Sec1	Sec2	Sec3	Sec4	km/h
			49.170	27.294	56.275	30.188	193.480
1.	2'42.927						
		2'41.760 (4)	43.379	27.006	58.075	33.300	161.471
2.	5'24.687						
		2'48.886 (5)	53.595	27.127	57.665	30.499	182.620
3.	8'13.573						
		3'36.480 (6)	49.103	36.241	1'26.269	44.867	87.403
4.	11'50.053						
		2'35.488 (3)	43.652	26.751	55.708	29.377	192.632
5.	14'25.541						
		2'34.440 (2)	43.323	26.151	55.466	29.500	192.632
6.	16'59.981						
		B 2'34.294 (1)	43.349	26.267	55.303	29.375	192.632
7.	19'34.275						



2023 SUZUKA CLUBMAN RACE



Organized by **ARC-SMSC**



2023 SUZUKA CLUBMAN RACE Round 2

スーパー FJ 決勝

2023 / 5 / 14 :



SUZUKA CIRCUIT

Full Course 4-Wheels(5,807m)

個別ラップ表

Weather :Rain

Track :Wet

No	23	Best Time	2'33.576	136.123 km/h
Name	宇高 希	Total Time	19'32.601	7 Laps
Team	テイクファースト SAKURA	Average Lap Time	2'48.393	
Type	RD10V	Today's Rank	15 / 22	
		Today's Top Time	2'29.323	140.000 km/h

Lap	Passing Time	Lap Time	Sec1	Sec2	Sec3	Sec4	km/h
			48.512	27.223	56.466	30.041	185.316
1.	2'42.242						
		2'41.238 (4)	43.123	26.877	56.201	35.037	182.620
2.	5'23.480						
		2'48.433 (5)	52.808	27.955	57.328	30.342	171.898
3.	8'11.913						
		3'36.909 (6)	50.249	35.725	1'26.700	44.235	84.462
4.	11'48.822						
		2'35.587 (3)	43.512	26.875	55.644	29.556	190.957
5.	14'24.409						
		2'34.616 (2)	43.332	26.302	55.368	29.614	190.542
6.	16'59.025						
		B 2'33.576 (1)	42.926	26.238	55.525	28.887	188.498
7.	19'32.601						



2023 SUZUKA CLUBMAN RACE



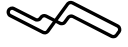
Organized by **ARC-SMSC**



2023 SUZUKA CLUBMAN RACE Round 2

スーパー FJ 決勝

2023 / 5 / 14 :



SUZUKA CIRCUIT

Full Course 4-Wheels(5,807m)

個別ラップ表

Weather :Rain

Track :Wet

No	29	Best Time		km/h
Name	宮島 雄太	Total Time	2'53.700	1 Laps
Team	RSイディア・イーグルスホーツKK-S2	Average Lap Time		
Type	KKS II	Today's Rank	21 / 22	
		Today's Top Time	2'29.323	140.000 km/h

Lap	Passing Time	Lap Time	Sec1	Sec2	Sec3	Sec4	km/h
1.	2'53.700 Pit		45.525	26.601	56.401	45.173	193.055



2023 SUZUKA CLUBMAN RACE



Organized by **ARC-SMSC**



2023 SUZUKA CLUBMAN RACE Round 2

スーパー FJ 決勝

2023 / 5 / 14 :



SUZUKA CIRCUIT

Full Course 4-Wheels(5,807m)

個別ラップ表

Weather :Rain
Track :Wet

No	36	Best Time	2'33.451	136.234 km/h
Name	畔柳 拓武	Total Time	19'34.496	7 Laps
Team	イーグルスホーツ	Average Lap Time	2'48.222	
Type	KKS II	Today's Rank	14 / 22	
		Today's Top Time	2'29.323	140.000 km/h

Lap	Passing Time	Lap Time	Sec1	Sec2	Sec3	Sec4	km/h
			50.587	27.831	56.134	30.610	190.130
1.	2'45.162						
		2'40.913 (4)	43.813	26.113	58.342	32.645	164.187
2.	5'26.075						
		2'49.767 (5)	54.682	26.865	57.592	30.628	190.957
3.	8'15.842						
		3'34.595 (6)	48.454	35.415	1'26.042	44.684	81.183
4.	11'50.437						
		2'35.977 (3)	43.994	26.325	55.713	29.945	193.480
5.	14'26.414						
		2'34.631 (2)	43.484	26.030	55.425	29.692	193.907
6.	17'01.045						
		B 2'33.451 (1)	43.093	26.025	54.903	29.430	195.200
7.	19'34.496						



2023 SUZUKA CLUBMAN RACE



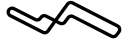
Organized by **ARC-SMSC**



2023 SUZUKA CLUBMAN RACE Round 2

スーパー FJ 決勝

2023 / 5 / 14 :



SUZUKA CIRCUIT

Full Course 4-Wheels(5,807m)

個別ラップ表

Weather :Rain
Track :Wet

No	44	Best Time	2'33.144	136.507 km/h
Name	塚田 光彦	Total Time	19'30.491	7 Laps
Team	ウエスト・綾さん・セキグチ・スキル・17J	Average Lap Time	2'48.230	
Type	WEST17J	Today's Rank	13 / 22	
		Today's Top Time	2'29.323	140.000 km/h

Lap	Passing Time	Lap Time	Sec1	Sec2	Sec3	Sec4	km/h
			47.061	27.241	56.759	30.045	189.719
1.	2'41.106						
		2'40.995 (4)	43.334	26.614	56.180	34.867	187.692
2.	5'22.101						
		2'48.818 (5)	53.437	28.164	57.048	30.169	188.903
3.	8'10.919						
		3'37.326 (6)	50.533	35.966	1'26.934	43.893	83.025
4.	11'48.245						
		2'35.425 (3)	43.468	26.753	56.014	29.190	188.903
5.	14'23.670						
		B 2'33.144 (1)	42.620	26.120	55.622	28.782	190.130
6.	16'56.814						
		2'33.677 (2)	42.884	26.079	55.533	29.181	188.498
7.	19'30.491						



2023 SUZUKA CLUBMAN RACE



Organized by **ARC-SMSC**



2023 SUZUKA CLUBMAN RACE Round 2

スーパー FJ 決勝

2023 / 5 / 14 :



SUZUKA CIRCUIT

Full Course 4-Wheels(5,807m)

個別ラップ表

Weather :Rain
Track :Wet

No	47	Best Time	2'37.107	133.063 km/h
Name	山根 一人	Total Time	19'49.418	7 Laps
Team	光精工 TK-Sport MYST	Average Lap Time	2'50.220	
Type	KKS II	Today's Rank	19 / 22	
		Today's Top Time	2'29.323	140.000 km/h

Lap	Passing Time	Lap Time	Sec1	Sec2	Sec3	Sec4	km/h
			51.179	28.843	57.114	30.958	192.210
1.	2'48.094						
		2'44.734 (4)	44.713	27.224	1'01.067	31.730	151.710
2.	5'32.828						
		2'49.300 (5)	52.998	27.545	57.598	31.159	186.497
3.	8'22.128						
		3'33.401 (6)	46.377	35.250	1'23.641	48.133	73.630
4.	11'55.529						
		2'38.135 (2)	44.905	26.940	56.303	29.987	191.790
5.	14'33.664						
		2'38.647 (3)	44.435	26.928	57.332	29.952	192.632
6.	17'12.311						
		B 2'37.107 (1)	44.385	26.683	56.381	29.658	191.790
7.	19'49.418						



2023 SUZUKA CLUBMAN RACE



Organized by **ARC-SMSC**



2023 SUZUKA CLUBMAN RACE Round 2

スーパー FJ 決勝

2023 / 5 / 14 :



SUZUKA CIRCUIT

Full Course 4-Wheels(5,807m)

個別ラップ表

Weather :Rain

Track :Wet

No	51	Best Time	2'31.108	138.346 km/h
Name	永原 蒼翔	Total Time	19'18.625	7 Laps
Team	ビットワークながはら MYST	Average Lap Time	2'47.302	
Type	KKS II	Today's Rank	6 / 22	
		Today's Top Time	2'29.323	140.000 km/h

Lap	Passing Time	Lap Time	Sec1	Sec2	Sec3	Sec4	km/h
			44.628	26.358	55.164	28.659	192.632
1.	2'34.809						
		2'38.577 (4)	41.893	25.938	55.045	35.701	170.895
2.	5'13.386						
		2'47.260 (5)	50.888	27.622	58.131	30.619	174.286
3.	8'00.646						
		3'44.280 (6)	56.636	36.180	1'27.887	43.577	81.636
4.	11'44.926						
		2'31.305 (3)	42.214	25.757	54.641	28.693	192.632
5.	14'16.231						
		B 2'31.108 (1)	42.151	25.736	54.698	28.523	192.632
6.	16'47.339						
		2'31.286 (2)	41.878	25.736	54.938	28.734	191.373
7.	19'18.625						



2023 SUZUKA CLUBMAN RACE



Organized by **ARC-SMSC**



2023 SUZUKA CLUBMAN RACE Round 2

スーパー FJ 決勝

2023 / 5 / 14 :



SUZUKA CIRCUIT

個別ラップ表

Weather :Rain

Track :Wet

Full Course 4-Wheels(5,807m)

No	55	Best Time	2'32.819	136.797 km/h
Name	板倉 慎哉	Total Time	19'28.219	7 Laps
Team	AMORE TOKYO☆表参道☆KKS II	Average Lap Time	2'47.901	
Type	KKS II	Today's Rank	11 / 22	
		Today's Top Time	2'29.323	140.000 km/h

Lap	Passing Time	Lap Time	Sec1	Sec2	Sec3	Sec4	km/h
			46.539	26.920	56.007	31.345	193.055
1.	2'40.811						
		2'40.239 (4)	43.138	26.317	55.872	34.912	166.996
2.	5'21.050						
		2'48.422 (5)	53.768	27.654	57.149	29.851	190.957
3.	8'09.472						
		3'37.918 (6)	51.049	36.086	1'27.072	43.711	81.940
4.	11'47.390						
		2'34.848 (3)	43.461	26.361	55.873	29.153	189.310
5.	14'22.238						
		2'33.162 (2)	42.832	26.172	55.339	28.819	192.632
6.	16'55.400						
		B 2'32.819 (1)	42.867	25.971	54.960	29.021	191.373
7.	19'28.219						



2023 SUZUKA CLUBMAN RACE



Organized by **ARC-SMSC**



2023 SUZUKA CLUBMAN RACE Round 2

スーパー FJ 決勝

2023 / 5 / 14 :



SUZUKA CIRCUIT

Full Course 4-Wheels(5,807m)

個別ラップ表

Weather :Rain
Track :Wet

No	57	Best Time	2'33.828	135.900 km/h
Name	東 慎之介	Total Time	19'50.173	7 Laps
Team	セルモグループ ORM/MYST	Average Lap Time	2'50.874	
Type	KKS II	Today's Rank	16 / 22	
		Today's Top Time	2'29.323	140.000 km/h

Lap	Passing Time	Lap Time	Sec1	Sec2	Sec3	Sec4	km/h
			49.750	27.911	56.699	30.565	191.790
1.	2'44.925	2'44.004 (4)	45.434	27.116	59.293	32.161	165.424
2.	5'28.929	2'50.615 (5)	54.875	27.775	57.335	30.630	171.228
3.	8'19.544	3'45.682 (6)	46.933	36.042	1'24.189	58.518	73.939
4.	12'05.226	2'35.759 (3)	44.397	26.242	55.875	29.245	190.957
5.	14'40.985	2'35.360 (2)	43.174	26.821	56.448	28.917	191.373
6.	17'16.345	B 2'33.828 (1)	42.927	26.120	55.343	29.438	190.957
7.	19'50.173						



2023 SUZUKA CLUBMAN RACE



Organized by **ARC-SMSC**



2023 SUZUKA CLUBMAN RACE Round 2

スーパー FJ 決勝

2023 / 5 / 14 :



SUZUKA CIRCUIT

個別ラップ表

Weather :Rain

Track :Wet

Full Course 4-Wheels(5,807m)

No	79	Best Time	2'32.777	136.835 km/h
Name	三瓶 旭	Total Time	19'39.392	7 Laps
Team	中日本自動車短期大学MSE学科KK-S II	Average Lap Time	2'49.820	
Type	KKS II	Today's Rank	10 / 22	
		Today's Top Time	2'29.323	140.000 km/h

Lap	Passing Time	Lap Time	Sec1	Sec2	Sec3	Sec4	km/h
1.	2'40.470		47.955	26.682	56.022	29.811	194.767
2.	5'19.944	2'39.474 (3)	42.674	26.052	56.238	34.510	163.575
3.	8'06.020	2'46.076 (4)	51.766	26.717	57.153	30.440	168.599
4.	11'46.928	3'40.908 (6)	54.130	35.605	1'27.538	43.635	80.293
5.	14'19.705	B 2'32.777 (1)	43.003	26.055	55.225	28.494	191.790
6.	17'05.866	2'46.161 (5)	42.563	26.027	55.372	42.199	192.210
7.	19'39.392	2'33.526 (2)	43.141	25.931	55.858	28.596	190.130



2023 SUZUKA CLUBMAN RACE



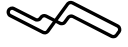
Organized by **ARC-SMSC**



2023 SUZUKA CLUBMAN RACE Round 2

スーパー FJ 決勝

2023 / 5 / 14 :



SUZUKA CIRCUIT

個別ラップ表

Weather :Rain
Track :Wet

Full Course 4-Wheels(5,807m)

No	88	Best Time	2'30.623	138.792 km/h
Name	八巻 渉	Total Time	19'13.981	7 Laps
Team	中日本自動車短期大学MSE学科KK-S II	Average Lap Time	2'47.150	
Type	KKS II	Today's Rank	4 / 22	
		Today's Top Time	2'29.323	140.000 km/h

Lap	Passing Time	Lap Time	Sec1	Sec2	Sec3	Sec4	km/h
			42.429	25.787	54.641	28.221	193.907
1.	2'31.078						
		2'37.358 (4)	42.070	25.584	54.536	35.168	192.632
2.	5'08.436						
		2'49.308 (5)	52.256	27.389	57.867	31.796	165.736
3.	7'57.744						
		3'43.995 (6)	56.369	34.901	1'30.606	42.119	82.247
4.	11'41.739						
		2'30.826 (3)	42.179	25.560	54.899	28.188	193.055
5.	14'12.565						
		2'30.793 (2)	42.245	25.604	54.457	28.487	194.336
6.	16'43.358						
		B 2'30.623 (1)	42.397	25.582	54.485	28.159	193.480
7.	19'13.981						



2023 SUZUKA CLUBMAN RACE



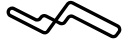
Organized by **ARC-SMSC**



2023 SUZUKA CLUBMAN RACE Round 2

スーパー FJ 決勝

2023 / 5 / 14 :



SUZUKA CIRCUIT

Full Course 4-Wheels(5,807m)

個別ラップ表

Weather :Rain

Track :Wet

No	91	Best Time	2'29.323	140.000 km/h
Name	白崎 稜	Total Time	19'09.813	7 Laps
Team	TAKE FIRST スタッフリソース	Average Lap Time	2'46.668	
Type	KKS II	Today's Rank	1 / 22	
		Today's Top Time	2'29.323	140.000 km/h

Lap	Passing Time	Lap Time	Sec1	Sec2	Sec3	Sec4	km/h
1.	2'29.802		41.866	25.312	54.526	28.098	190.130
2.	5'05.493	2'35.691 (4)	41.440	25.112	54.199	34.940	180.741
3.	7'56.774	2'51.281 (5)	54.053	28.139	57.302	31.787	178.174
4.	11'40.687	3'43.913 (6)	55.774	35.904	1'30.553	41.682	79.421
5.	14'10.218	2'29.531 (2)	41.800	25.327	54.416	27.988	189.719
6.	16'39.541	B 2'29.323 (1)	41.695	25.270	54.453	27.905	190.542
7.	19'09.813	2'30.272 (3)	41.920	25.419	54.634	28.299	190.130