



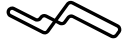
MFJ承認競技会
FUN&RUN! 2-Wheels



2023 FUN&RUN 2-Wheels (鈴鹿サーキット東コース)

ROAD STAR WARS I 公式予選

2023 / 6 / 17 :



SUZUKA CIRCUIT

個別ラップ表

East Course(2,243m)

No	1	Best Time	56.233	143.595 km/h
Name	内田 洋一	Total Time	12'10.217	10 Laps
Team	KDCサービズFRP・Teamマツナガ	Average Lap Time	1'14.394	
Type	DUCATI/1098R	Today's Rank	2 / 16	
		Today's Top Time	56.061	144.036 km/h

Lap	Passing Time	Lap Time	Sec1	Sec2	Sec3	km/h
				17.548		
1.	1'00.671	57.343 (4)	39.843	17.500		
2.	1'58.014	56.728 (2)	39.614	17.114		
3.	2'54.742	56.787 (3)	39.186	17.601		
4.	3'51.529	1'18.328 (7)	41.400	36.928		
5.	5'09.857 Pit	2'45.621 (9)	2'28.039	17.582		
6.	7'55.478	58.347 (6)	40.449	17.898		
7.	8'53.825	B 56.233 (1)	39.207	17.026		
8.	9'50.058	57.843 (5)	40.401	17.442		
9.	10'47.901	1'22.316 (8)	47.509	34.807		
10.	12'10.217 Pit					



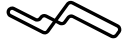
MFJ承認競技会
FUN&RUN! 2-Wheels



2023 FUN&RUN 2-Wheels (鈴鹿サーキット東コース)

ROAD STAR WARS I 公式予選

2023 / 6 / 17 :



SUZUKA CIRCUIT

個別ラップ表

East Course(2,243m)

No	3	Best Time	56.737	142.320 km/h
Name	三嶋 俊一郎	Total Time	15'35.862	16 Laps
Team	TEAMアウターバンとクラブライダーズ	Average Lap Time	57.888	
Type	Honda/GBR1000RR-R	Today's Rank	4 / 16	
		Today's Top Time	56.061	144.036 km/h

Lap	Passing Time	Lap Time	Sec1	Sec2	Sec3	km/h
				17.912		
1.	1'07.532	58.923 (13)	41.142	17.781		
2.	2'06.455	57.717 (9)	39.872	17.845		
3.	3'04.172	B 56.737 (1)	39.585	17.152		
4.	4'00.909	57.236 (5)	39.830	17.406		
5.	4'58.145	58.490 (12)	40.580	17.910		
6.	5'56.635	58.457 (11)	40.748	17.709		
7.	6'55.092	59.443 (14)	41.613	17.830		
8.	7'54.535	57.879 (10)	40.518	17.361		
9.	8'52.414	57.063 (3)	39.756	17.307		
10.	9'49.477	57.699 (8)	40.163	17.536		
11.	10'47.176	59.954 (15)	41.164	18.790		
12.	11'47.130	57.231 (4)	39.948	17.283		
13.	12'44.361	57.282 (6)	39.998	17.284		
14.	13'41.643	56.872 (2)	39.560	17.312		
15.	14'38.515	57.347 (7)	39.867	17.480		
16.	15'35.862					



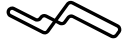
MFJ承認競技会
FUN&RUN! 2-Wheels



2023 FUN&RUN 2-Wheels (鈴鹿サーキット東コース)

ROAD STAR WARS I 公式予選

2023 / 6 / 17 :



SUZUKA CIRCUIT

個別ラップ表

East Course(2,243m)

No	5	Best Time	56.550	142.790 km/h
Name	筒井 政勝	Total Time	10'42.707	10 Laps
Team	TEAM BANNER RACING Old Rookie	Average Lap Time	1'03.606	
Type	DUCATI/Panigale V4R	Today's Rank	3 / 16	
		Today's Top Time	56.061	144.036 km/h

Lap	Passing Time	Lap Time	Sec1	Sec2	Sec3	km/h
				19.121		
1.	1'10.252	59.742 (6)	41.668	18.074		
2.	2'09.994	59.184 (4)	41.140	18.044		
3.	3'09.178	59.525 (5)	42.105	17.420		
4.	4'08.703	57.114 (2)	39.820	17.294		
5.	5'05.817	B 56.550 (1)	39.369	17.181		
6.	6'02.367	57.166 (3)	39.707	17.459		
7.	6'59.533	1'07.143 (7)	40.348	26.795		
8.	8'06.676 Pit	1'24.185 (9)	1'05.596	18.589		
9.	9'30.861	1'11.846 (8)	40.572	31.274		
10.	10'42.707 Pit					



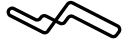
MFJ承認競技会
FUN&RUN! 2-Wheels



2023 FUN&RUN 2-Wheels (鈴鹿サーキット東コース)

ROAD STAR WARS I 公式予選

2023 / 6 / 17 :



SUZUKA CIRCUIT

個別ラップ表

East Course(2,243m)

No	6	Best Time	58.259	138.602 km/h
Name	高村 信二	Total Time	9'35.021	8 Laps
Team	アゲインRC&AST	Average Lap Time	1'02.721	
Type	APRILIA/TUONO V4	Today's Rank	12 / 16	
		Today's Top Time	56.061	144.036 km/h

Lap	Passing Time	Lap Time	Sec1	Sec2	Sec3	km/h
				22.447		
1.	2'15.970					
		1'07.996 (6)	49.625	18.371		
2.	3'23.966					
		58.501 (2)	40.753	17.748		
3.	4'22.467					
		59.073 (4)	41.659	17.414		
4.	5'21.540					
		59.475 (5)	41.532	17.943		
5.	6'21.015					
		58.790 (3)	41.247	17.543		
6.	7'19.805					
		B 58.259 (1)	40.648	17.611		
7.	8'18.064					
		1'16.957 (7)	45.686	31.271		
8.	9'35.021 Pit					



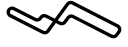
MFJ承認競技会
FUN&RUN! 2-Wheels



2023 FUN&RUN 2-Wheels (鈴鹿サーキット東コース)

ROAD STAR WARS I 公式予選

2023 / 6 / 17 :



SUZUKA CIRCUIT

個別ラップ表

East Course(2,243m)

No	7	Best Time	1'01.737	130.794 km/h
Name	向山 恵	Total Time	15'22.311	12 Laps
Team	C.C.F NUTEC & シンセツレーシング	Average Lap Time	1'17.547	
Type	SUZUKI/GSX-R1000	Today's Rank	13 / 16	
		Today's Top Time	56.061	144.036 km/h

Lap	Passing Time	Lap Time	Sec1	Sec2	Sec3	km/h
				19.789		
1.	1'09.292			19.346		
		1'05.094 (8)	45.748	18.843		
2.	2'14.386			18.843		
		1'02.953 (7)	44.110	18.513		
3.	3'17.339			18.513		
		1'02.228 (2)	43.715	18.441		
4.	4'19.567			18.441		
		B 1'01.737 (1)	43.296	18.672		
5.	5'21.304			18.672		
		1'02.655 (5)	43.983	18.697		
6.	6'23.959			18.697		
		1'02.500 (3)	43.803	31.528		
7.	7'26.459			31.528		
		1'16.148 (9)	44.620	18.981		
8.	8'42.607	Pit		18.981		
		3'15.683 (11)	2'56.702	18.651		
9.	11'58.290			18.651		
		1'02.569 (4)	43.918	18.833		
10.	13'00.859			18.833		
		1'02.806 (6)	43.973	31.656		
11.	14'03.665			31.656		
		1'18.646 (10)	46.990			
12.	15'22.311	Pit				



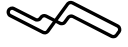
MFJ承認競技会
FUN&RUN! 2-Wheels



2023 FUN&RUN 2-Wheels (鈴鹿サーキット東コース)

ROAD STAR WARS I 公式予選

2023 / 6 / 17 :



SUZUKA CIRCUIT

個別ラップ表

East Course(2,243m)

No	15	Best Time	1'02.929	128.316 km/h
Name	野田 浩平	Total Time	16'16.575	15 Laps
Team	いちごみるくレーシング	Average Lap Time	1'04.832	
Type	DUCATI/1098S	Today's Rank	16 / 16	
		Today's Top Time	56.061	144.036 km/h

Lap	Passing Time	Lap Time	Sec1	Sec2	Sec3	km/h
				19.612		
1.	1'08.924			19.664		
2.	2'13.699	1'04.775 (12)	45.111	19.295		
3.	3'17.136	1'03.437 (5)	44.142	19.310		
4.	4'20.956	1'03.820 (9)	44.510	19.125		
5.	5'24.907	1'03.951 (10)	44.826	19.203		
6.	6'28.463	1'03.556 (6)	44.353	18.728		
7.	7'31.633	1'03.170 (4)	44.442	18.907		
8.	8'34.562	B 1'02.929 (1)	44.022	19.003		
9.	9'37.714	1'03.152 (2)	44.149	20.585		
10.	10'43.401	1'05.687 (13)	45.102	18.934		
11.	11'47.129	1'03.728 (8)	44.794	19.049		
12.	12'50.282	1'03.153 (3)	44.104	19.045		
13.	13'53.989	1'03.707 (7)	44.662	19.218		
14.	14'57.984	1'03.995 (11)	44.777	32.543		
15.	16'16.575 Pit	1'18.591 (14)	46.048			



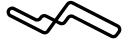
MFJ承認競技会
FUN&RUN! 2-Wheels



2023 FUN&RUN 2-Wheels (鈴鹿サーキット東コース)

ROAD STAR WARS I 公式予選

2023 / 6 / 17 :



SUZUKA CIRCUIT

個別ラップ表

East Course(2,243m)

No	29	Best Time	56.990	141.688 km/h
Name	井上 明男	Total Time	9'03.269	9 Laps
Team	The attack's	Average Lap Time	58.968	
Type	YAMAHA/YZF-R1	Today's Rank	8 / 16	
		Today's Top Time	56.061	144.036 km/h

Lap	Passing Time	Lap Time	Sec1	Sec2	Sec3	km/h
				17.996		
1.	1'11.521			19.315		
		1'02.109 (8)	42.794	18.342		
2.	2'13.630	59.458 (7)	41.116	18.728		
		59.298 (6)	40.570	17.548		
3.	3'13.088	57.593 (2)	40.045	17.880		
		59.074 (5)	41.194	17.685		
4.	4'12.386	58.484 (3)	40.799	17.810		
		58.742 (4)	40.932	17.265		
5.	5'09.979	B 56.990 (1)	39.725			
6.	6'09.053					
7.	7'07.537					
8.	8'06.279					
9.	9'03.269					



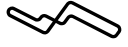
MFJ承認競技会
FUN&RUN! 2-Wheels



2023 FUN&RUN 2-Wheels (鈴鹿サーキット東コース)

ROAD STAR WARS I 公式予選

2023 / 6 / 17 :



SUZUKA CIRCUIT

個別ラップ表

East Course(2,243m)

No	44	Best Time	57.666	140.027 km/h
Name	吉沢 竜徳	Total Time	15'03.021	11 Laps
Team	ヨシサワオートwith SSカワジリ	Average Lap Time	1'23.782	
Type	YAMAHA/YZF-R1	Today's Rank	9 / 16	
		Today's Top Time	56.061	144.036 km/h

Lap	Passing Time	Lap Time	Sec1	Sec2	Sec3	km/h
				18.835		
1.	1'05.196	58.603 (3)	41.091	17.512		
2.	2'03.799	59.186 (4)	41.641	17.545		
3.	3'02.985	B 57.666 (1)	40.153	17.513		
4.	4'00.651	1'17.148 (7)	42.799	34.349		
5.	5'17.799	Pit				
		3'36.788 (10)	3'19.031	17.757		
6.	8'54.587	58.458 (2)	40.678	17.780		
7.	9'53.045	59.657 (5)	40.712	18.945		
8.	10'52.702	1'02.334 (6)	42.131	20.203		
9.	11'55.036	1'20.371 (8)	46.597	33.774		
10.	13'15.407	Pit				
		1'47.614 (9)	1'10.893	36.721		
11.	15'03.021	Pit				



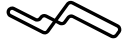
MFJ承認競技会
FUN&RUN! 2-Wheels



2023 FUN&RUN 2-Wheels (鈴鹿サーキット東コース)

ROAD STAR WARS I 公式予選

2023 / 6 / 17 :



SUZUKA CIRCUIT

個別ラップ表

East Course(2,243m)

No	46	Best Time	57.903	139.454 km/h
Name	須藤 清昌	Total Time	15'32.795	15 Laps
Team	HYR&FASTER Racing	Average Lap Time	1'02.082	
Type	YAMAHA/YZF-R1 M	Today's Rank	11 / 16	
		Today's Top Time	56.061	144.036 km/h

Lap	Passing Time	Lap Time	Sec1	Sec2	Sec3	km/h
				18.442		
1.	1'03.634	59.400 (9)	41.572	17.828		
2.	2'03.034	58.613 (6)	41.149	17.464		
3.	3'01.647	58.226 (3)	40.688	17.538		
4.	3'59.873	B 57.903 (1)	40.403	17.500		
5.	4'57.776	58.480 (5)	40.687	17.793		
6.	5'56.256	58.317 (4)	40.755	17.562		
7.	6'54.573	59.636 (11)	41.878	17.758		
8.	7'54.209	59.125 (8)	41.483	17.642		
9.	8'53.334	59.107 (7)	41.499	17.608		
10.	9'52.441	59.742 (12)	40.901	18.841		
11.	10'52.183	1'11.995 (13)	41.920	30.075		
12.	12'04.178	Pit				
		1'30.797 (14)	1'12.779	18.018		
13.	13'34.975	59.604 (10)	41.645	17.959		
14.	14'34.579	58.216 (2)	40.676	17.540		
15.	15'32.795					



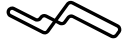
MFJ承認競技会
FUN&RUN! 2-Wheels



2023 FUN&RUN 2-Wheels (鈴鹿サーキット東コース)

ROAD STAR WARS I 公式予選

2023 / 6 / 17 :



SUZUKA CIRCUIT

個別ラップ表

East Course(2,243m)

No	52	Best Time	56.837	142.069 km/h
Name	秀崎 隆	Total Time	13'26.641	12 Laps
Team	ultra魂racing&MFD&テリック	Average Lap Time	1'07.871	
Type	BMW/S1000RR	Today's Rank	7 / 16	
		Today's Top Time	56.061	144.036 km/h

Lap	Passing Time	Lap Time	Sec1	Sec2	Sec3	km/h
				17.613		
1.	1'00.052	57.684 (7)	40.101	17.583		
2.	1'57.736	57.555 (6)	40.268	17.287		
3.	2'55.291	B 56.837 (1)	39.382	17.455		
4.	3'52.128	57.293 (2)	39.821	17.472		
5.	4'49.421	1'14.213 (9)	47.005	27.208		
6.	6'03.634 Pit	2'09.664 (11)	1'51.517	18.147		
7.	8'13.298	57.552 (5)	39.958	17.594		
8.	9'10.850	58.520 (8)	40.133	18.387		
9.	10'09.370	57.446 (4)	39.991	17.455		
10.	11'06.816	57.389 (3)	39.745	17.644		
11.	12'04.205	1'22.436 (10)	49.010	33.426		
12.	13'26.641 Pit					



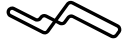
MFJ承認競技会
FUN&RUN! 2-Wheels



2023 FUN&RUN 2-Wheels (鈴鹿サーキット東コース)

ROAD STAR WARS I 公式予選

2023 / 6 / 17 :



SUZUKA CIRCUIT

個別ラップ表

East Course(2,243m)

No	66	Best Time	1'02.474	129.251 km/h
Name	加木 佑司	Total Time	15'52.129	14 Laps
Team	BRT	Average Lap Time	1'04.148	
Type	SUZUKI/GSX-R1000	Today's Rank	14 / 16	
		Today's Top Time	56.061	144.036 km/h

Lap	Passing Time	Lap Time	Sec1	Sec2	Sec3	km/h
				20.810		
1.	1'58.199					
		1'07.376 (13)	47.556	19.820		
2.	3'05.575					
		1'06.593 (12)	47.579	19.014		
3.	4'12.168					
		1'03.453 (6)	44.877	18.576		
4.	5'15.621					
		1'03.953 (8)	44.971	18.982		
5.	6'19.574					
		1'04.498 (10)	45.646	18.852		
6.	7'24.072					
		1'04.290 (9)	45.099	19.191		
7.	8'28.362					
		1'03.794 (7)	44.916	18.878		
8.	9'32.156					
		1'04.876 (11)	44.856	20.020		
9.	10'37.032					
		1'03.220 (4)	44.447	18.773		
10.	11'40.252					
		1'03.113 (3)	44.111	19.002		
11.	12'43.365					
		B 1'02.474 (1)	43.914	18.560		
12.	13'45.839					
		1'02.863 (2)	43.880	18.983		
13.	14'48.702					
		1'03.427 (5)	44.478	18.949		
14.	15'52.129					



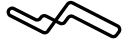
MFJ承認競技会
FUN&RUN! 2-Wheels



2023 FUN&RUN 2-Wheels (鈴鹿サーキット東コース)

ROAD STAR WARS I 公式予選

2023 / 6 / 17 :



SUZUKA CIRCUIT

個別ラップ表

East Course(2,243m)

No	75	Best Time	56.061	144.036 km/h
Name	津村 一博	Total Time	10'25.627	8 Laps
Team	Moto Seek Racing with アイ・ピー・ファイブ	Average Lap Time	1'21.115	
Type	SUZUKI/GSX-R1000R	Today's Rank	1 / 16	
		Today's Top Time	56.061	144.036 km/h

Lap	Passing Time	Lap Time	Sec1	Sec2	Sec3	km/h
				17.458		
1.	57.822	56.641 (2)	39.366	17.275		
2.	1'54.463	58.335 (3)	40.067	18.268		
3.	2'52.798	B 56.061 (1)	38.807	17.254		
4.	3'48.859	1'20.050 (5)	43.533	36.517		
5.	5'08.909 Pit	2'47.142 (7)	2'29.473	17.669		
6.	7'56.051	1'00.124 (4)	41.811	18.313		
7.	8'56.175	1'29.452 (6)	46.100	43.352		
8.	10'25.627 Pit					



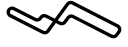
MFJ承認競技会
FUN&RUN! 2-Wheels



2023 FUN&RUN 2-Wheels (鈴鹿サーキット東コース)

ROAD STAR WARS I 公式予選

2023 / 6 / 17 :



SUZUKA CIRCUIT

個別ラップ表

East Course(2,243m)

No	86	Best Time	57.816	139.664 km/h
Name	坂本 栄生	Total Time	15'57.125	16 Laps
Team	炒飯Film	Average Lap Time	59.461	
Type	Kawasaki/ZX-10R	Today's Rank	10 / 16	
		Today's Top Time	56.061	144.036 km/h

Lap	Passing Time	Lap Time	Sec1	Sec2	Sec3	km/h
				18.975		
1.	1'05.196			18.713		
		1'02.242 (15)	43.529	18.107		
2.	2'07.438			18.107		
		1'00.903 (13)	42.796	18.026		
3.	3'08.341			17.785		
		1'02.121 (14)	44.095	17.814		
4.	4'10.462			17.814		
		59.030 (8)	41.245	17.682		
5.	5'09.492			17.682		
		59.271 (9)	41.457	17.581		
6.	6'08.763			17.581		
		58.485 (5)	40.803	18.085		
7.	7'07.248			18.085		
		58.784 (6)	41.026	17.672		
8.	8'06.032			17.672		
		58.820 (7)	41.239	17.707		
9.	9'04.852			17.707		
		59.455 (10)	41.370	18.651		
10.	10'04.307			18.651		
		58.148 (3)	40.476	18.839		
11.	11'02.455			18.839		
		58.182 (4)	40.475	17.525		
12.	12'00.637			17.525		
		1'00.262 (11)	41.611	17.441		
13.	13'00.899			17.441		
		1'00.286 (12)	41.447			
14.	14'01.185					
		B 57.816 (1)	40.291			
15.	14'59.001					
		58.124 (2)	40.683			
16.	15'57.125					



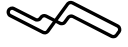
MFJ承認競技会
FUN&RUN! 2-Wheels



2023 FUN&RUN 2-Wheels (鈴鹿サーキット東コース)

ROAD STAR WARS I 公式予選

2023 / 6 / 17 :



SUZUKA CIRCUIT

個別ラップ表

East Course(2,243m)

No	88	Best Time	1'02.815	128.549 km/h
Name	吉田 光宏	Total Time	15'30.856	13 Laps
Team	BRT	Average Lap Time	1'11.709	
Type	SUZUKI/GSX1000S刀	Today's Rank	15 / 16	
		Today's Top Time	56.061	144.036 km/h

Lap	Passing Time	Lap Time	Sec1	Sec2	Sec3	km/h
				19.300		
1.	1'10.342			19.537		
		1'04.941 (10)	45.404	19.022		
2.	2'15.283			19.022		
		1'03.697 (5)	44.675	19.454		
3.	3'18.980			19.454		
		1'03.926 (7)	44.472	19.532		
4.	4'22.906			19.532		
		1'04.595 (9)	45.063	19.176		
5.	5'27.501			19.176		
		1'03.435 (2)	44.259	35.394		
6.	6'30.936			35.394		
		1'23.549 (11)	48.155	20.502		
7.	7'54.485	Pit		20.502		
		2'18.732 (12)	1'58.230	19.076		
8.	10'13.217			19.076		
		B 1'02.815 (1)	43.739	19.245		
9.	11'16.032			19.245		
		1'03.439 (3)	44.194	19.370		
10.	12'19.471			19.370		
		1'04.058 (8)	44.688	19.013		
11.	13'23.529			19.013		
		1'03.560 (4)	44.547	19.143		
12.	14'27.089			19.143		
		1'03.767 (6)	44.624			
13.	15'30.856					



MFJ承認競技会
FUN&RUN! 2-Wheels



2023 FUN&RUN 2-Wheels (鈴鹿サーキット東コース)

ROAD STAR WARS I 公式予選

2023 / 6 / 17 :



個別ラップ表

East Course(2,243m)

No	99	Best Time	56.788	142.192 km/h
Name	杉本 慎平	Total Time	14'25.756	10 Laps
Team	Team de'LIGHT	Average Lap Time	1'04.244	
Type	DUCATI/1098	Today's Rank	5 / 16	
		Today's Top Time	56.061	144.036 km/h

Lap	Passing Time	Lap Time	Sec1	Sec2	Sec3	km/h
				17.887		
1.	4'47.555	58.025 (6)	40.678	17.347		
2.	5'45.580	57.084 (4)	39.875	17.209		
3.	6'42.664	57.402 (5)	39.887	17.515		
4.	7'40.066	56.850 (3)	39.788	17.062		
5.	8'36.916	1'10.463 (7)	43.198	27.265		
6.	9'47.379 Pit	1'29.160 (9)	1'11.833	17.327		
7.	11'16.539	56.817 (2)	39.625	17.192		
8.	12'13.356	B 56.788 (1)	39.585	17.203		
9.	13'10.144	1'15.612 (8)	43.767	31.845		
10.	14'25.756 Pit					



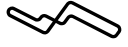
MFJ承認競技会
FUN&RUN! 2-Wheels



2023 FUN&RUN 2-Wheels (鈴鹿サーキット東コース)

ROAD STAR WARS I 公式予選

2023 / 6 / 17 :



SUZUKA CIRCUIT

個別ラップ表

East Course(2,243m)

No	358	Best Time	56.791	142.185 km/h
Name	西溜 英夫	Total Time	6'52.925	6 Laps
Team	Team de'LIGHT	Average Lap Time	1'01.854	
Type	DUCATI/Panigale V4	Today's Rank	6 / 16	
		Today's Top Time	56.061	144.036 km/h

Lap	Passing Time	Lap Time	Sec1	Sec2	Sec3	km/h
				19.959		
1.	1'43.652	59.904 (4)	41.929	17.975		
2.	2'43.556	58.179 (3)	40.597	17.582		
3.	3'41.735	57.332 (2)	39.845	17.487		
4.	4'39.067	B 56.791 (1)	39.393	17.398		
5.	5'35.858	1'17.067 (5)	43.819	33.248		
6.	6'52.925 Pit					



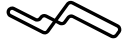
MFJ承認競技会
FUN&RUN! 2-Wheels



2023 FUN&RUN 2-Wheels (鈴鹿サーキット東コース)

ROAD STAR WARS I 公式予選

2023 / 6 / 17 :



SUZUKA CIRCUIT

個別ラップ表

East Course(2,243m)

No	2	Best Time	56.774	142.227 km/h
Name	清水 義之	Total Time	13'40.452	12 Laps
Team	OMRacing&KDC&オイカワRP	Average Lap Time	1'08.355	
Type	YAMAHA/YZF-R6	Today's Rank	1 / 4	
		Today's Top Time	56.774	142.227 km/h

Lap	Passing Time	Lap Time	Sec1	Sec2	Sec3	km/h
				18.773		
1.	1'08.545	58.578 (6)	41.514	17.064		
2.	2'07.123	57.299 (5)	39.601	17.698		
3.	3'04.422	56.805 (2)	39.570	17.235		
4.	4'01.227	57.129 (4)	39.707	17.422		
5.	4'58.356	1'13.704 (7)	42.998	30.706		
6.	6'12.060 Pit	1'26.701 (10)	1'09.035	17.666		
7.	7'38.761	56.914 (3)	39.706	17.208		
8.	8'35.675	1'16.780 (8)	45.997	30.783		
9.	9'52.455 Pit	1'31.092 (11)	1'13.339	17.753		
10.	11'23.547	B 56.774 (1)	39.605	17.169		
11.	12'20.321	1'20.131 (9)	46.239	33.892		
12.	13'40.452 Pit					



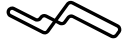
MFJ承認競技会
FUN&RUN! 2-Wheels



2023 FUN&RUN 2-Wheels (鈴鹿サーキット東コース)

ROAD STAR WARS I 公式予選

2023 / 6 / 17 :



SUZUKA CIRCUIT

個別ラップ表

East Course(2,243m)

No	8	Best Time	1'02.213	129.793 km/h
Name	西尾 克己	Total Time	15'51.692	15 Laps
Team	TeamマツナガKDC	Average Lap Time	1'03.196	
Type	YAMAHA/YZF-R6	Today's Rank	4 / 4	
		Today's Top Time	56.774	142.227 km/h

Lap	Passing Time	Lap Time	Sec1	Sec2	Sec3	km/h
				18.875		
1.	1'06.940			18.878		
		1'03.827 (13)	44.949	18.878		
2.	2'10.767			18.562		
		1'02.304 (2)	43.742	18.562		
3.	3'13.071			18.916		
		1'02.929 (5)	44.013	18.916		
4.	4'16.000			18.622		
		1'02.580 (4)	43.958	18.622		
5.	5'18.580			18.403		
		B 1'02.213 (1)	43.810	18.403		
6.	6'20.793			18.513		
		1'03.621 (11)	45.108	18.513		
7.	7'24.414			18.916		
		1'03.317 (9)	44.401	18.916		
8.	8'27.731			18.727		
		1'03.147 (6)	44.420	18.727		
9.	9'30.878			20.385		
		1'04.848 (14)	44.463	20.385		
10.	10'35.726			19.049		
		1'03.694 (12)	44.645	19.049		
11.	11'39.420			18.945		
		1'03.220 (8)	44.275	18.945		
12.	12'42.640			18.789		
		1'02.412 (3)	43.623	18.789		
13.	13'45.052			19.415		
		1'03.181 (7)	43.766	19.415		
14.	14'48.233			18.837		
		1'03.459 (10)	44.622	18.837		
15.	15'51.692					



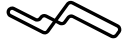
MFJ承認競技会
FUN&RUN! 2-Wheels



2023 FUN&RUN 2-Wheels (鈴鹿サーキット東コース)

ROAD STAR WARS I 公式予選

2023 / 6 / 17 :



SUZUKA CIRCUIT

個別ラップ表

East Course(2,243m)

No	24	Best Time	1'01.809	130.641 km/h
Name	玖島 裕司	Total Time	15'42.222	13 Laps
Team	ブルーポイント	Average Lap Time	1'12.120	
Type	Honda/CBR600RR	Today's Rank	2 / 4	
		Today's Top Time	56.774	142.227 km/h

Lap	Passing Time	Lap Time	Sec1	Sec2	Sec3	km/h
				19.219		
1.	1'16.773					
		1'04.159 (6)	45.541	18.618		
2.	2'20.932					
		1'04.738 (7)	45.187	19.551		
3.	3'25.670					
		1'05.054 (8)	45.646	19.408		
4.	4'30.724					
		1'03.516 (4)	44.260	19.256		
5.	5'34.240					
		1'17.244 (10)	44.449	32.795		
6.	6'51.484 Pit					
		1'40.185 (11)	1'21.341	18.844		
7.	8'31.669					
		1'02.463 (2)	44.017	18.446		
8.	9'34.132					
		1'04.142 (5)	44.170	19.972		
9.	10'38.274					
		1'02.787 (3)	44.267	18.520		
10.	11'41.061					
		1'17.021 (9)	45.270	31.751		
11.	12'58.082 Pit					
		1'42.331 (12)	1'23.691	18.640		
12.	14'40.413					
		B 1'01.809 (1)	43.216	18.593		
13.	15'42.222					



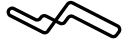
MFJ承認競技会
FUN&RUN! 2-Wheels



2023 FUN&RUN 2-Wheels (鈴鹿サーキット東コース)

ROAD STAR WARS I 公式予選

2023 / 6 / 17 :



SUZUKA CIRCUIT

個別ラップ表

East Course(2,243m)

No	47	Best Time	1'02.156	129.912 km/h
Name	榊田 英男	Total Time	15'26.982	14 Laps
Team	BRT	Average Lap Time	1'05.566	
Type	YAMAHA/YZF-R6	Today's Rank	3 / 4	
		Today's Top Time	56.774	142.227 km/h

Lap	Passing Time	Lap Time	Sec1	Sec2	Sec3	km/h
				20.031		
1.	1'14.612					
		1'05.607 (12)	45.697	19.910		
2.	2'20.219					
		1'05.170 (11)	45.614	19.556		
3.	3'25.389					
		1'05.063 (10)	45.697	19.366		
4.	4'30.452					
		1'03.375 (6)	44.036	19.339		
5.	5'33.827					
		1'03.054 (4)	43.675	19.379		
6.	6'36.881					
		1'04.521 (8)	45.040	19.481		
7.	7'41.402					
		B 1'02.156 (1)	43.414	18.742		
8.	8'43.558					
		1'03.084 (5)	43.809	19.275		
9.	9'46.642					
		1'03.045 (3)	44.375	18.670		
10.	10'49.687					
		1'04.618 (9)	44.090	20.528		
11.	11'54.305					
		1'04.261 (7)	44.686	19.575		
12.	12'58.566					
		1'02.704 (2)	43.604	19.100		
13.	14'01.270					
		1'25.712 (13)	49.272	36.440		
14.	15'26.982 Pit					



MFJ承認競技会
FUN&RUN! 2-Wheels



2023 FUN&RUN 2-Wheels (鈴鹿サーキット東コース)

ROAD STAR WARS I 公式予選

2023 / 6 / 17 :



SUZUKA CIRCUIT

個別ラップ表

East Course(2,243m)

No	9	Best Time	58.351	138.383 km/h
Name	岡村 一秀	Total Time	15'31.162	14 Laps
Team	DUCATI 京都	Average Lap Time	1'05.973	
Type	DUCATI/Panigale V2	Today's Rank	2 / 3	
		Today's Top Time	57.641	140.088 km/h

Lap	Passing Time	Lap Time	Sec1	Sec2	Sec3	km/h
				18.649		
1.	1'13.508					
2.	2'14.760	1'01.252 (9)	42.390	18.862		
3.	3'27.179	Pit				
4.	4'54.652	1'12.419 (10)	44.566	27.853		
5.	5'53.218	1'27.473 (12)	1'09.421	18.052		
6.	6'51.569	58.566 (3)	40.930	17.636		
7.	7'50.356	B 58.351 (1)	40.732	17.619		
8.	8'48.894	58.787 (6)	41.021	17.766		
9.	9'47.460	58.538 (2)	40.690	17.848		
10.	11'05.921	58.566 (3)	40.693	17.873		
11.	12'33.722	1'18.461 (11)	44.962	33.499		
12.	13'33.229	Pit				
13.	14'31.941	1'27.801 (13)	1'09.911	17.890		
14.	15'31.162	59.507 (8)	41.249	18.258		
		58.712 (5)	40.747	17.965		
		59.221 (7)	40.748	18.473		



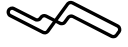
MFJ承認競技会
FUN&RUN! 2-Wheels



2023 FUN&RUN 2-Wheels (鈴鹿サーキット東コース)

ROAD STAR WARS I 公式予選

2023 / 6 / 17 :



SUZUKA CIRCUIT

個別ラップ表

East Course(2,243m)

No	13	Best Time	57.641	140.088 km/h
Name	十川 昌也	Total Time	14'02.411	12 Laps
Team	RH宮島 with SOLAE	Average Lap Time	1'06.527	
Type	Kawasaki/ZX-6R	Today's Rank	1 / 3	
		Today's Top Time	57.641	140.088 km/h

Lap	Passing Time	Lap Time	Sec1	Sec2	Sec3	km/h
				18.824		
1.	1'50.604					
		1'02.104 (8)	43.641	18.463		
2.	2'52.708					
		58.647 (4)	41.010	17.637		
3.	3'51.355					
		1'00.562 (6)	42.370	18.192		
4.	4'51.917					
		1'00.269 (5)	42.290	17.979		
5.	5'52.186					
		58.616 (3)	41.060	17.556		
6.	6'50.802					
		58.091 (2)	40.667	17.424		
7.	7'48.893					
		B 57.641 (1)	40.218	17.423		
8.	8'46.534					
		1'29.077 (11)	50.924	38.153		
9.	10'15.611	Pit				
		1'26.832 (10)	1'08.204	18.628		
10.	11'42.443					
		1'01.039 (7)	42.105	18.934		
11.	12'43.482					
		1'18.929 (9)	46.459	32.470		
12.	14'02.411	Pit				



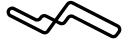
MFJ承認競技会
FUN&RUN! 2-Wheels



2023 FUN&RUN 2-Wheels (鈴鹿サーキット東コース)

ROAD STAR WARS I 公式予選

2023 / 6 / 17 :



SUZUKA CIRCUIT

個別ラップ表

East Course(2,243m)

No	17	Best Time	59.792	135.048 km/h
Name	伊藤 延佳	Total Time	15'35.526	12 Laps
Team	Bullets	Average Lap Time	1'18.934	
Type	YAMAHA/MT09	Today's Rank	3 / 3	
		Today's Top Time	57.641	140.088 km/h

Lap	Passing Time	Lap Time	Sec1	Sec2	Sec3	km/h
				19.127		
1.	1'07.249	1'01.473 (5)	43.302	18.171		
2.	2'08.722	1'00.530 (3)	42.225	18.305		
3.	3'09.252	1'03.136 (7)	44.041	19.095		
4.	4'12.388	1'00.128 (2)	41.995	18.133		
5.	5'12.516	B 59.792 (1)	41.662	18.130		
6.	6'12.308	1'15.139 (9)	43.329	31.810		
7.	7'27.447	Pit				
		2'30.394 (11)	2'11.671	18.723		
8.	9'57.841	1'14.939 (8)	42.542	32.397		
9.	11'12.780	Pit				
		2'20.287 (10)	2'01.444	18.843		
10.	13'33.067	1'01.532 (6)	42.946	18.586		
11.	14'34.599	1'00.927 (4)	42.431	18.496		
12.	15'35.526					

