



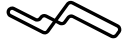
MFJ承認競技会
FUN&RUN! 2-Wheels



2023 FUN&RUN 2-Wheels (鈴鹿サーキット東コース)

Mix Big(EXPERT) 決勝レース

2023 / 6 / 17 :



SUZUKA CIRCUIT

個別ラップ表

Weather :Fine

East Course(2,243m)

Track :Dry

No	3	Best Time	58.676	137.617 km/h
Name	早川 泰治	Total Time	9'52.885	10 Laps
Team	Teamマツナガ KDC&YSP名古屋北	Average Lap Time	58.936	
Type	YAMAHA/YZF-R6	Today's Rank	5 / 12	
		Today's Top Time	56.943	141.805 km/h

Lap	Passing Time	Lap Time	Sec1	Sec2	Sec3	km/h
			44.704	17.750		
1.	1'02.454					
		59.255 (9)	41.429	17.826		
2.	2'01.709					
		59.012 (6)	41.151	17.861		
3.	3'00.721					
		58.891 (5)	41.169	17.722		
4.	3'59.612					
		59.032 (7)	41.271	17.761		
5.	4'58.644					
		58.775 (2)	41.057	17.718		
6.	5'57.419					
		59.143 (8)	41.470	17.673		
7.	6'56.562					
		58.850 (4)	41.215	17.635		
8.	7'55.412					
		B 58.676 (1)	41.121	17.555		
9.	8'54.088					
		58.797 (3)	41.090	17.707		
10.	9'52.885					



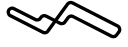
MFJ承認競技会
FUN&RUN! 2-Wheels



2023 FUN&RUN 2-Wheels (鈴鹿サーキット東コース)

Mix Big(EXPERT) 決勝レース

2023 / 6 / 17 :



SUZUKA CIRCUIT

個別ラップ表

Weather :Fine

East Course(2,243m)

Track :Dry

No	6	Best Time	58.403	138.260 km/h
Name	井上 誠二	Total Time	9'49.752	10 Laps
Team	TEAM INTERCEPTOR	Average Lap Time	58.632	
Type	Honda/CBR600RR	Today's Rank	4 / 12	
		Today's Top Time	56.943	141.805 km/h

Lap	Passing Time	Lap Time	Sec1	Sec2	Sec3	km/h
			44.229	17.829		
1.	1'02.058	58.902 (8)	41.255	17.647		
2.	2'00.960	58.677 (6)	41.083	17.594		
3.	2'59.637	58.662 (5)	40.953	17.709		
4.	3'58.299	58.516 (4)	40.885	17.631		
5.	4'56.815	58.499 (3)	40.810	17.689		
6.	5'55.314	B 58.403 (1)	40.799	17.604		
7.	6'53.717	58.913 (9)	41.101	17.812		
8.	7'52.630	58.694 (7)	40.964	17.730		
9.	8'51.324	58.428 (2)	40.745	17.683		
10.	9'49.752					



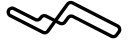
MFJ承認競技会
FUN&RUN! 2-Wheels



2023 FUN&RUN 2-Wheels (鈴鹿サーキット東コース)

Mix Big(EXPERT) 決勝レース

2023/6/17 :



SUZUKA CIRCUIT

個別ラップ表

Weather :Fine

East Course(2,243m)

Track :Dry

No	17	Best Time	57.117	141.373 km/h
Name	浅笠 昇三	Total Time	9'39.037	10 Laps
Team	garage大道	Average Lap Time	57.783	
Type	YAMAHA/YZF-R6	Today's Rank	2 / 12	
		Today's Top Time	56.943	141.805 km/h

Lap	Passing Time	Lap Time	Sec1	Sec2	Sec3	km/h
			41.574	17.416		
1.	58.990					
		57.508 (3)	40.353	17.155		
2.	1'56.498					
		B 57.117 (1)	39.859	17.258		
3.	2'53.615					
		57.256 (2)	40.045	17.211		
4.	3'50.871					
		57.752 (4)	40.230	17.522		
5.	4'48.623					
		58.073 (7)	40.454	17.619		
6.	5'46.696					
		58.230 (9)	40.629	17.601		
7.	6'44.926					
		58.190 (8)	40.733	17.457		
8.	7'43.116					
		57.922 (5)	40.489	17.433		
9.	8'41.038					
		57.999 (6)	40.401	17.598		
10.	9'39.037					



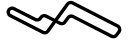
MFJ承認競技会
FUN&RUN! 2-Wheels



2023 FUN&RUN 2-Wheels (鈴鹿サーキット東コース)

Mix Big(EXPERT) 決勝 レース

2023 / 6 / 17 :



SUZUKA CIRCUIT

個別ラップ表

Weather :Fine

East Course(2,243m)

Track :Dry

No	27	Best Time	1'00.628	133.186 km/h
Name	池田 一仁	Total Time	10'17.681	10 Laps
Team	シンセツレーシング・ミラク	Average Lap Time	1'01.363	
Type	YAMAHA/YZF-R6	Today's Rank	8 / 12	
		Today's Top Time	56.943	141.805 km/h

Lap	Passing Time	Lap Time	Sec1	Sec2	Sec3	km/h
			46.842	18.569		
1.	1'05.411					
		1'00.804 (2)	42.752	18.052		
2.	2'06.215					
		1'01.010 (3)	42.658	18.352		
3.	3'07.225					
		B 1'00.628 (1)	42.143	18.485		
4.	4'07.853					
		1'01.486 (6)	42.752	18.734		
5.	5'09.339					
		1'01.342 (5)	42.472	18.870		
6.	6'10.681					
		1'01.167 (4)	42.585	18.582		
7.	7'11.848					
		1'01.594 (7)	42.817	18.777		
8.	8'13.442					
		1'02.103 (8)	43.300	18.803		
9.	9'15.545					
		1'02.136 (9)	43.462	18.674		
10.	10'17.681					



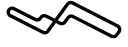
MFJ承認競技会
FUN&RUN! 2-Wheels



2023 FUN&RUN 2-Wheels (鈴鹿サーキット東コース)

Mix Big(EXPERT) 決勝レース

2023 / 6 / 17 :



SUZUKA CIRCUIT

個別ラップ表

Weather :Fine

East Course(2,243m)

Track :Dry

No	30	Best Time	1'00.994	132.387 km/h
Name	藤田 誠一	Total Time	10'18.032	10 Laps
Team	FighterPilot&S-GRID	Average Lap Time	1'01.501	
Type	Honda/CBR600RR	Today's Rank	10 / 12	
		Today's Top Time	56.943	141.805 km/h

Lap	Passing Time	Lap Time	Sec1	Sec2	Sec3	km/h
			46.068	18.455		
1.	1'04.523	B 1'00.994 (1)	42.682	18.312		
2.	2'05.517	1'01.510 (6)	43.137	18.373		
3.	3'07.027	1'01.503 (4)	43.161	18.342		
4.	4'08.530	1'01.736 (7)	43.235	18.501		
5.	5'10.266	1'01.203 (3)	42.823	18.380		
6.	6'11.469	1'01.199 (2)	42.768	18.431		
7.	7'12.668	1'01.506 (5)	42.955	18.551		
8.	8'14.174	1'01.936 (9)	42.923	19.013		
9.	9'16.110	1'01.922 (8)	43.127	18.795		
10.	10'18.032					



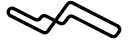
MFJ承認競技会
FUN&RUN! 2-Wheels



2023 FUN&RUN 2-Wheels (鈴鹿サーキット東コース)

Mix Big(EXPERT) 決勝 レース

2023 / 6 / 17 :



SUZUKA CIRCUIT

個別ラップ表

Weather :Fine

East Course(2,243m)

Track :Dry

No	36	Best Time	1'01.441	131.424 km/h
Name	三村 豊	Total Time	9'29.979	9 Laps
Team	CLUB TTR+(南多気鉄筋)	Average Lap Time	1'02.981	
Type	Kawasaki/ZX-6R	Today's Rank	11 / 12	
		Today's Top Time	56.943	141.805 km/h

Lap	Passing Time	Lap Time	Sec1	Sec2	Sec3	km/h
			47.591	18.539		
1.	1'06.130					
		1'01.472 (2)	43.348	18.124		
2.	2'07.602					
		B 1'01.441 (1)	43.077	18.364		
3.	3'09.043					
		1'02.572 (4)	44.023	18.549		
4.	4'11.615					
		1'02.405 (3)	43.947	18.458		
5.	5'14.020					
		1'02.656 (5)	44.116	18.540		
6.	6'16.676					
		1'02.879 (6)	44.458	18.421		
7.	7'19.555					
		1'05.237 (8)	46.358	18.879		
8.	8'24.792					
		1'05.187 (7)	46.544	18.643		
9.	9'29.979					



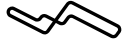
MFJ承認競技会
FUN&RUN! 2-Wheels



2023 FUN&RUN 2-Wheels (鈴鹿サーキット東コース)

Mix Big(EXPERT) 決勝レース

2023 / 6 / 17 :



SUZUKA CIRCUIT

個別ラップ表

Weather :Fine

East Course(2,243m)

Track :Dry

No	37	Best Time	1'00.852	132.696 km/h
Name	西山 純一	Total Time	10'21.330	10 Laps
Team		Average Lap Time	1'01.820	
Type	Kawasaki/ZX-6R	Today's Rank	9 / 12	
		Today's Top Time	56.943	141.805 km/h

Lap	Passing Time	Lap Time	Sec1	Sec2	Sec3	km/h
			46.494	18.448		
1.	1'04.942					
		1'01.607 (7)	43.427	18.180		
2.	2'06.549					
		1'01.013 (3)	42.507	18.506		
3.	3'07.562					
		1'00.976 (2)	42.771	18.205		
4.	4'08.538					
		1'01.174 (4)	42.260	18.914		
5.	5'09.712					
		B 1'00.852 (1)	42.254	18.598		
6.	6'10.564					
		1'01.574 (5)	42.863	18.711		
7.	7'12.138					
		1'01.574 (5)	42.685	18.889		
8.	8'13.712					
		1'02.046 (8)	43.177	18.869		
9.	9'15.758					
		1'05.572 (9)	46.735	18.837		
10.	10'21.330					



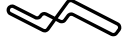
MFJ承認競技会
FUN&RUN! 2-Wheels



2023 FUN&RUN 2-Wheels (鈴鹿サーキット東コース)

Mix Big(EXPERT) 決勝レース

2023 / 6 / 17 :



SUZUKA CIRCUIT

個別ラップ表

Weather :Fine

East Course(2,243m)

Track :Dry

No	39	Best Time	58.794	137.341 km/h
Name	前原 匡志	Total Time	9'59.953	10 Laps
Team	ライダーハウス宮島	Average Lap Time	59.452	
Type	TRIUMPH/Daytona 675	Today's Rank	7 / 12	
		Today's Top Time	56.943	141.805 km/h

Lap	Passing Time	Lap Time	Sec1	Sec2	Sec3	km/h
			46.233	18.648		
1.	1'04.881		42.474	18.109		
2.	2'05.464	1'00.583 (9)	42.278	17.899		
3.	3'05.641	1'00.177 (7)	41.432	18.123		
4.	4'05.196	59.555 (6)	41.213	17.581		
5.	5'03.990	B 58.794 (1)	41.301	17.566		
6.	6'02.857	58.867 (3)	41.268	17.671		
7.	7'01.796	58.939 (5)	41.132	17.673		
8.	8'00.601	58.805 (2)	41.339	17.553		
9.	8'59.493	58.892 (4)	42.226	18.234		
10.	9'59.953	1'00.460 (8)				



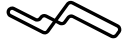
MFJ承認競技会
FUN&RUN! 2-Wheels



2023 FUN&RUN 2-Wheels (鈴鹿サーキット東コース)

Mix Big(EXPERT) 決勝レース

2023 / 6 / 17 :



SUZUKA CIRCUIT

個別ラップ表

Weather :Fine

East Course(2,243m)

Track :Dry

No	43	Best Time	58.775	137.385 km/h
Name	増田 訓士	Total Time	9'54.516	10 Laps
Team	KIT Racing	Average Lap Time	59.085	
Type	YAMAHA/YZF-R6	Today's Rank	6 / 12	
		Today's Top Time	56.943	141.805 km/h

Lap	Passing Time	Lap Time	Sec1	Sec2	Sec3	km/h
			44.999	17.744		
1.	1'02.743					
		59.186 (7)	41.274	17.912		
2.	2'01.929					
		58.917 (3)	41.074	17.843		
3.	3'00.846					
		59.127 (6)	41.248	17.879		
4.	3'59.973					
		58.904 (2)	41.164	17.740		
5.	4'58.877					
		B 58.775 (1)	41.036	17.739		
6.	5'57.652					
		59.499 (9)	41.435	18.064		
7.	6'57.151					
		59.072 (5)	41.490	17.582		
8.	7'56.223					
		58.933 (4)	41.144	17.789		
9.	8'55.156					
		59.360 (8)	41.554	17.806		
10.	9'54.516					



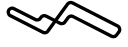
MFJ承認競技会
FUN&RUN! 2-Wheels



2023 FUN&RUN 2-Wheels (鈴鹿サーキット東コース)

Mix Big(EXPERT) 決勝レース

2023 / 6 / 17 :



SUZUKA CIRCUIT

個別ラップ表

Weather :Fine

East Course(2,243m)

Track :Dry

No	63	Best Time	57.444	140.568 km/h
Name	長尾 俊輔	Total Time	9'44.103	10 Laps
Team	ブルーポイント 悪玉mini倶楽部	Average Lap Time	58.238	
Type	YAMAHA/YZF-R6	Today's Rank	3 / 12	
		Today's Top Time	56.943	141.805 km/h

Lap	Passing Time	Lap Time	Sec1	Sec2	Sec3	km/h
			42.142	17.817		
1.	59.959	B 57.444 (1)	39.909	17.535		
2.	1'57.403	57.468 (2)	39.912	17.556		
3.	2'54.871	58.123 (4)	40.275	17.848		
4.	3'52.994	58.447 (5)	40.775	17.672		
5.	4'51.441	58.754 (8)	40.922	17.832		
6.	5'50.195	58.675 (7)	40.740	17.935		
7.	6'48.870	58.637 (6)	40.856	17.781		
8.	7'47.507	58.868 (9)	41.093	17.775		
9.	8'46.375	57.728 (3)	40.598	17.130		
10.	9'44.103					



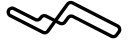
MFJ承認競技会
FUN&RUN! 2-Wheels



2023 FUN&RUN 2-Wheels (鈴鹿サーキット東コース)

Mix Big(EXPERT) 決勝レース

2023 / 6 / 17 :



SUZUKA CIRCUIT

個別ラップ表

Weather :Fine

East Course(2,243m)

Track :Dry

No	69	Best Time	56.943	141.805 km/h
Name	永井 一幸	Total Time	9'40.004	10 Laps
Team	KIT racing	Average Lap Time	57.748	
Type	YAMAHA/YZF-R6	Today's Rank	1 / 12	
		Today's Top Time	56.943	141.805 km/h

Lap	Passing Time	Lap Time	Sec1	Sec2	Sec3	km/h
			42.424	17.848		
1.	1'00.272					
		57.354 (3)	39.875	17.479		
2.	1'57.626					
		57.587 (4)	39.960	17.627		
3.	2'55.213					
		58.174 (7)	40.714	17.460		
4.	3'53.387					
		58.199 (8)	40.558	17.641		
5.	4'51.586					
		56.991 (2)	39.584	17.407		
6.	5'48.577					
		B 56.943 (1)	39.687	17.256		
7.	6'45.520					
		58.118 (5)	40.622	17.496		
8.	7'43.638					
		58.156 (6)	40.708	17.448		
9.	8'41.794					
		58.210 (9)	40.518	17.692		
10.	9'40.004					




MFJ承認競技会
FUN&RUN! 2-Wheels



2023 FUN&RUN 2-Wheels (鈴鹿サーキット東コース)

Mix Big(EXPERT) 決勝レース

2023 / 6 / 17 :

 SUZUKA CIRCUIT
East Course(2,243m)

個別ラップ表

Weather :Fine
Track :Dry

No	4	Best Time	55.530	145.413 km/h
Name	久積 基宏	Total Time	9'20.375	10 Laps
Team	Racing DRAG	Average Lap Time	55.929	
Type	Kawasaki/ZX-10R	Today's Rank	3 / 6	
		Today's Top Time	55.034	146.724 km/h

Lap	Passing Time	Lap Time	Sec1	Sec2	Sec3	km/h
			39.954	17.052		
1.	57.006	B 55.530 (1)	38.663	16.867		
2.	1'52.536	55.590 (2)	38.668	16.922		
3.	2'48.126	55.821 (3)	38.692	17.129		
4.	3'43.947	56.243 (8)	39.168	17.075		
5.	4'40.190	56.322 (9)	39.165	17.157		
6.	5'36.512	56.103 (7)	39.141	16.962		
7.	6'32.615	55.956 (5)	38.944	17.012		
8.	7'28.571	55.972 (6)	38.862	17.110		
9.	8'24.543	55.832 (4)	38.833	16.999		
10.	9'20.375					



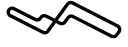
MFJ承認競技会
FUN&RUN! 2-Wheels



2023 FUN&RUN 2-Wheels (鈴鹿サーキット東コース)

Mix Big(EXPERT) 決勝レース

2023 / 6 / 17 :



SUZUKA CIRCUIT

個別ラップ表

Weather :Fine

East Course(2,243m)

Track :Dry

No	10	Best Time	56.707	142.395 km/h
Name	齋藤 健太	Total Time	9'39.574	10 Laps
Team	DIYレーシング	Average Lap Time	57.538	
Type	SUZUKI/GSX-R1000R	Today's Rank	5 / 6	
		Today's Top Time	55.034	146.724 km/h

Lap	Passing Time	Lap Time	Sec1	Sec2	Sec3	km/h
			43.609	18.116		
1.	1'01.725					
		58.299 (9)	40.621	17.678		
2.	2'00.024					
		57.963 (7)	40.380	17.583		
3.	2'57.987					
		57.611 (6)	39.972	17.639		
4.	3'55.598					
		57.273 (3)	39.902	17.371		
5.	4'52.871					
		57.533 (5)	39.614	17.919		
6.	5'50.404					
		58.192 (8)	40.191	18.001		
7.	6'48.596					
		56.947 (2)	39.832	17.115		
8.	7'45.543					
		B 56.707 (1)	39.337	17.370		
9.	8'42.250					
		57.324 (4)	39.700	17.624		
10.	9'39.574					



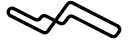
MFJ承認競技会
FUN&RUN! 2-Wheels



2023 FUN&RUN 2-Wheels (鈴鹿サーキット東コース)

Mix Big(EXPERT) 決勝レース

2023 / 6 / 17 :



SUZUKA CIRCUIT

個別ラップ表

Weather :Fine

East Course(2,243m)

Track :Dry

No	24	Best Time	55.034	146.724 km/h
Name	吉田 和憲	Total Time	9'16.217	10 Laps
Team	icu racing team	Average Lap Time	55.461	
Type	YAMAHA/YZF-R1	Today's Rank	1 / 6	
		Today's Top Time	55.034	146.724 km/h

Lap	Passing Time	Lap Time	Sec1	Sec2	Sec3	km/h
			40.061	17.003		
1.	57.064	55.639 (7)	38.744	16.895		
2.	1'52.703	55.548 (5)	38.668	16.880		
3.	2'48.251	55.803 (9)	38.739	17.064		
4.	3'44.054	55.258 (3)	38.606	16.652		
5.	4'39.312	55.257 (2)	38.392	16.865		
6.	5'34.569	B 55.034 (1)	38.359	16.675		
7.	6'29.603	55.278 (4)	38.522	16.756		
8.	7'24.881	55.556 (6)	38.666	16.890		
9.	8'20.437	55.780 (8)	38.812	16.968		
10.	9'16.217					



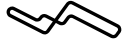
MFJ承認競技会
FUN&RUN! 2-Wheels



2023 FUN&RUN 2-Wheels (鈴鹿サーキット東コース)

Mix Big(EXPERT) 決勝レース

2023 / 6 / 17 :



SUZUKA CIRCUIT

個別ラップ表

Weather :Fine

East Course(2,243m)

Track :Dry

No	40	Best Time	58.524	137.974 km/h
Name	岩崎 準史	Total Time	9'59.847	10 Laps
Team	interceptor with TECH-R	Average Lap Time	59.363	
Type	Kawasaki/ZX-10R	Today's Rank	6 / 6	
		Today's Top Time	55.034	146.724 km/h

Lap	Passing Time	Lap Time	Sec1	Sec2	Sec3	km/h
			47.013	18.566		
1.	1'05.579					
		1'00.449 (8)	42.135	18.314		
2.	2'06.028					
		59.457 (6)	41.302	18.155		
3.	3'05.485					
		59.468 (7)	41.376	18.092		
4.	4'04.953					
		58.799 (4)	40.861	17.938		
5.	5'03.752					
		58.739 (2)	40.767	17.972		
6.	6'02.491					
		58.776 (3)	40.815	17.961		
7.	7'01.267					
		B 58.524 (1)	40.700	17.824		
8.	7'59.791					
		59.422 (5)	41.225	18.197		
9.	8'59.213					
		1'00.634 (9)	42.330	18.304		
10.	9'59.847					



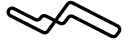
MFJ承認競技会
FUN&RUN! 2-Wheels



2023 FUN&RUN 2-Wheels (鈴鹿サーキット東コース)

Mix Big(EXPERT) 決勝レース

2023 / 6 / 17 :



SUZUKA CIRCUIT

個別ラップ表

Weather :Fine

East Course(2,243m)

Track :Dry

No	55	Best Time	55.395	145.768 km/h
Name	野々村 誠司	Total Time	9'20.890	10 Laps
Team	チーム☆のんびり	Average Lap Time	55.903	
Type	YAMAHA/YZF-R1	Today's Rank	2 / 6	
		Today's Top Time	55.034	146.724 km/h

Lap	Passing Time	Lap Time	Sec1	Sec2	Sec3	km/h
			40.448	17.314		
1.	57.762					
		55.400 (2)	38.291	17.109		
2.	1'53.162					
		B 55.395 (1)	38.433	16.962		
3.	2'48.557					
		55.859 (3)	38.607	17.252		
4.	3'44.416					
		56.087 (6)	38.985	17.102		
5.	4'40.503					
		56.159 (8)	39.080	17.079		
6.	5'36.662					
		56.214 (9)	39.134	17.080		
7.	6'32.876					
		55.995 (5)	38.817	17.178		
8.	7'28.871					
		55.866 (4)	38.747	17.119		
9.	8'24.737					
		56.153 (7)	38.987	17.166		
10.	9'20.890					



MFJ承認競技会
FUN&RUN! 2-Wheels



2023 FUN&RUN 2-Wheels (鈴鹿サーキット東コース)

Mix Big(EXPERT) 決勝レース

2023 / 6 / 17 :



SUZUKA CIRCUIT

個別ラップ表

Weather :Fine

East Course(2,243m)

Track :Dry

No	84	Best Time	56.553	142.783 km/h
Name	井沼 真樹	Total Time	9'30.453	10 Laps
Team	ライダーハウス宮島	Average Lap Time	56.851	
Type	SUZUKI/GSX-R1000	Today's Rank	4 / 6	
		Today's Top Time	55.034	146.724 km/h

Lap	Passing Time	Lap Time	Sec1	Sec2	Sec3	km/h
			41.362	17.431		
1.	58.793					
		57.333 (9)	40.180	17.153		
2.	1'56.126					
		56.790 (5)	39.680	17.110		
3.	2'52.916					
		56.908 (7)	39.779	17.129		
4.	3'49.824					
		56.802 (6)	39.755	17.047		
5.	4'46.626					
		56.668 (2)	39.577	17.091		
6.	5'43.294					
		56.754 (4)	39.490	17.264		
7.	6'40.048					
		57.117 (8)	39.985	17.132		
8.	7'37.165					
		B 56.553 (1)	39.490	17.063		
9.	8'33.718					
		56.735 (3)	39.521	17.214		
10.	9'30.453					



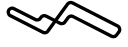
MFJ承認競技会
FUN&RUN! 2-Wheels



2023 FUN&RUN 2-Wheels (鈴鹿サーキット東コース)

Mix Big(EXPERT) 決勝レース

2023 / 6 / 17 :



SUZUKA CIRCUIT

個別ラップ表

Weather :Fine

East Course(2,243m)

Track :Dry

No	5	Best Time	57.413	140.644 km/h
Name	高橋 洋之	Total Time	9'45.546	10 Laps
Team	シンセツレーシング	Average Lap Time	58.450	
Type	YAMAHA/YZF-R6	Today's Rank	2 / 3	
		Today's Top Time	55.779	144.764 km/h

Lap	Passing Time	Lap Time	Sec1	Sec2	Sec3	km/h
			41.828	17.661		
1.	59.489					
		57.625 (2)	40.060	17.565		
2.	1'57.114					
		B 57.413 (1)	39.878	17.535		
3.	2'54.527					
		58.084 (3)	40.328	17.756		
4.	3'52.611					
		58.129 (4)	40.420	17.709		
5.	4'50.740					
		59.204 (8)	41.264	17.940		
6.	5'49.944					
		58.378 (5)	40.437	17.941		
7.	6'48.322					
		58.990 (7)	41.124	17.866		
8.	7'47.312					
		58.913 (6)	41.001	17.912		
9.	8'46.225					
		59.321 (9)	41.229	18.092		
10.	9'45.546					



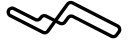
MFJ承認競技会
FUN&RUN! 2-Wheels



2023 FUN&RUN 2-Wheels (鈴鹿サーキット東コース)

Mix Big(EXPERT) 決勝レース

2023 / 6 / 17 :



SUZUKA CIRCUIT

個別ラップ表

Weather :Fine

East Course(2,243m)

Track :Dry

No	41	Best Time	55.779	144.764 km/h
Name	松永 修	Total Time	9'24.906	10 Laps
Team	TeamマツナガKDC&ysp名古屋北	Average Lap Time	56.360	
Type	YAMAHA/YZF-R6	Today's Rank	1 / 3	
		Today's Top Time	55.779	144.764 km/h

Lap	Passing Time	Lap Time	Sec1	Sec2	Sec3	km/h
			40.292	17.370		
1.	57.662					
		55.980 (3)	38.754	17.226		
2.	1'53.642					
		B 55.779 (1)	38.702	17.077		
3.	2'49.421					
		55.972 (2)	38.781	17.191		
4.	3'45.393					
		56.068 (4)	38.887	17.181		
5.	4'41.461					
		56.749 (8)	39.342	17.407		
6.	5'38.210					
		56.845 (9)	39.447	17.398		
7.	6'35.055					
		56.670 (7)	39.367	17.303		
8.	7'31.725					
		56.637 (6)	39.272	17.365		
9.	8'28.362					
		56.544 (5)	39.051	17.493		
10.	9'24.906					



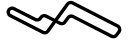
MFJ承認競技会
FUN&RUN! 2-Wheels



2023 FUN&RUN 2-Wheels (鈴鹿サーキット東コース)

Mix Big(EXPERT) 決勝レース

2023 / 6 / 17 :



SUZUKA CIRCUIT

個別ラップ表

Weather :Fine

East Course(2,243m)

Track :Dry

No	57	Best Time	57.887	139.492 km/h
Name	尾畑 貞幸	Total Time	9'51.112	10 Laps
Team	チームモトクラッシュ&MH企画	Average Lap Time	58.921	
Type	YAMAHA/YZF-R6	Today's Rank	3 / 3	
		Today's Top Time	55.779	144.764 km/h

Lap	Passing Time	Lap Time	Sec1	Sec2	Sec3	km/h
			43.170	17.647		
1.	1'00.817	58.294 (2)	40.722	17.572		
2.	1'59.111	B 57.887 (1)	40.178	17.709		
3.	2'56.998	58.325 (4)	40.719	17.606		
4.	3'55.323	58.553 (6)	40.860	17.693		
5.	4'53.876	58.678 (7)	40.807	17.871		
6.	5'52.554	1'02.809 (9)	45.222	17.587		
7.	6'55.363	58.306 (3)	40.521	17.785		
8.	7'53.669	58.400 (5)	40.625	17.775		
9.	8'52.069	59.043 (8)	41.116	17.927		
10.	9'51.112					



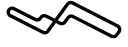
MFJ承認競技会
FUN&RUN! 2-Wheels



2023 FUN&RUN 2-Wheels (鈴鹿サーキット東コース)

Mix Big(EXPERT) 決勝 レース

2023 / 6 / 17 :



SUZUKA CIRCUIT

個別ラップ表

Weather :Fine

East Course(2,243m)

Track :Dry

No	19	Best Time	56.982	141.708 km/h
Name	八木 純也	Total Time	9'39.215	10 Laps
Team	JDC・KFライムグリーン	Average Lap Time	57.573	
Type	Kawasaki/ZX-10R	Today's Rank	1 / 3	
		Today's Top Time	56.982	141.708 km/h

Lap	Passing Time	Lap Time	Sec1	Sec2	Sec3	km/h
			43.574	17.478		
1.	1'01.052					
		57.269 (4)	40.064	17.205		
2.	1'58.321					
		B 56.982 (1)	39.653	17.329		
3.	2'55.303					
		57.731 (5)	40.156	17.575		
4.	3'53.034					
		57.899 (7)	40.254	17.645		
5.	4'50.933					
		57.032 (2)	39.968	17.064		
6.	5'47.965					
		57.102 (3)	39.989	17.113		
7.	6'45.067					
		58.261 (9)	40.850	17.411		
8.	7'43.328					
		58.001 (8)	40.620	17.381		
9.	8'41.329					
		57.886 (6)	40.332	17.554		
10.	9'39.215					



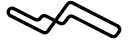
MFJ承認競技会
FUN&RUN! 2-Wheels



2023 FUN&RUN 2-Wheels (鈴鹿サーキット東コース)

Mix Big(EXPERT) 決勝レース

2023 / 6 / 17 :



SUZUKA CIRCUIT

個別ラップ表

Weather :Fine

East Course(2,243m)

Track :Dry

No	81	Best Time	58.780	137.373 km/h
Name	亀田 啓明	Total Time	9'59.369	10 Laps
Team	Team DUCAFE with de"LIGHT ASIA	Average Lap Time	59.570	
Type	DUCATI/Panigale V4R	Today's Rank	2 / 3	
		Today's Top Time	56.982	141.708 km/h

Lap	Passing Time	Lap Time	Sec1	Sec2	Sec3	km/h
			45.244	17.995		
1.	1'03.239	59.369 (5)	41.180	18.189		
2.	2'02.608	B 58.780 (1)	40.944	17.836		
3.	3'01.388	59.112 (3)	41.078	18.034		
4.	4'00.500	59.143 (4)	41.358	17.785		
5.	4'59.643	59.046 (2)	41.267	17.779		
6.	5'58.689	59.773 (7)	41.851	17.922		
7.	6'58.462	59.635 (6)	41.549	18.086		
8.	7'58.097	1'00.530 (8)	42.418	18.112		
9.	8'58.627	1'00.742 (9)	42.357	18.385		
10.	9'59.369					



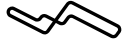
MFJ承認競技会
FUN&RUN! 2-Wheels



2023 FUN&RUN 2-Wheels (鈴鹿サーキット東コース)

Mix Big(EXPERT) 決勝レース

2023 / 6 / 17 :



SUZUKA CIRCUIT

個別ラップ表

Weather :Fine

East Course(2,243m)

Track :Dry

No	87	Best Time	57.670	140.017 km/h
Name	吉田 裕文	Total Time	9'46.153	10 Laps
Team	のぼのぼレーシングwithトカティ京都	Average Lap Time	58.387	
Type	DUCATI/959Panigale	Today's Rank	1 / 1	
		Today's Top Time	57.670	140.017 km/h

Lap	Passing Time	Lap Time	Sec1	Sec2	Sec3	km/h
			42.990	17.674		
1.	1'00.664	58.178 (4)	40.429	17.749		
2.	1'58.842	B 57.670 (1)	40.158	17.512		
3.	2'56.512	58.013 (3)	40.639	17.374		
4.	3'54.525	58.005 (2)	40.505	17.500		
5.	4'52.530	58.742 (7)	41.037	17.705		
6.	5'51.272	58.321 (5)	40.660	17.661		
7.	6'49.593	58.553 (6)	40.750	17.803		
8.	7'48.146	58.812 (8)	41.063	17.749		
9.	8'46.958	59.195 (9)	41.237	17.958		
10.	9'46.153					

