



Round 2

2023 SUZUKA CLUBMAN RACE



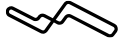
Organized by **ARC-SMSC**



【後援】 鈴鹿市、一般社団法人 鈴鹿市観光協会

フォーミュラEnjoy 公式予選

2023 / 5 / 13



SUZUKA CIRCUIT

個別ラップ表

Weather : Rain

Full Course 4-Wheels(5,807m)

Track : Wet

No	3	Best Time	2'55.872	118.866 km/h
Name	米岡 正仁	Total Time	21'22.921	7 Laps
Team	MAS Racing	Average Lap Time	2'59.067	
Type	FE2	Today's Rank	12 / 14	
		Today's Top Time	2'50.817	122.384 km/h

Lap	Passing Time	Lap Time	Sec1	Sec2	Sec3	Sec4	km/h
				31.595	1'06.839	34.452	171.563
1.	3'28.515						
2.	6'29.085	3'00.570 (4)	50.115	31.562	1'04.829	34.064	171.898
3.	9'29.821	3'00.736 (5)	50.214	31.279	1'05.145	34.098	173.597
4.	12'32.026	3'02.205 (6)	50.675	31.219	1'06.309	34.002	171.563
5.	15'30.615	2'58.589 (3)	49.412	31.852	1'04.208	33.117	170.895
6.	18'26.487	B 2'55.872 (1)	49.230	29.936	1'03.768	32.938	170.895
7.	21'22.921	2'56.434 (2)	49.226	30.471	1'03.916	32.821	172.913



Round 2

2023 SUZUKA CLUBMAN RACE



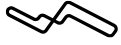
Organized by **ARC-SMSC**



【後援】 鈴鹿市、一般社団法人 鈴鹿市観光協会

フォーミュラEnjoy 公式予選

2023 / 5 / 13



SUZUKA CIRCUIT

個別ラップ表

Weather : Rain

Full Course 4-Wheels(5,807m)

Track : Wet

No	7	Best Time	2'52.026	121.523 km/h
Name	安田 知弘	Total Time	20'40.173	7 Laps
Team	エバーガラスコートpro	Average Lap Time	2'54.863	
Type	FE2	Today's Rank	4 / 14	
		Today's Top Time	2'50.817	122.384 km/h

Lap	Passing Time	Lap Time	Sec1	Sec2	Sec3	Sec4	km/h
				31.458	1'04.602	34.595	170.895
1.	3'10.990						
		2'58.427 (6)	49.346	30.715	1'04.681	33.685	165.113
2.	6'09.417						
		2'55.268 (4)	48.459	29.706	1'03.464	33.639	168.276
3.	9'04.685						
		2'54.582 (3)	47.928	29.543	1'03.813	33.298	164.803
4.	11'59.267						
		2'56.142 (5)	48.544	31.665	1'03.080	32.853	169.575
5.	14'55.409						
		2'52.738 (2)	47.462	29.400	1'03.168	32.708	166.049
6.	17'48.147						
		B 2'52.026 (1)	47.498	29.649	1'02.521	32.358	169.903
7.	20'40.173						



Round 2

2023 SUZUKA CLUBMAN RACE



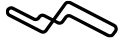
Organized by **ARC-SMSC**



【後援】 鈴鹿市、一般社団法人 鈴鹿市観光協会

フォーミュラEnjoy 公式予選

2023 / 5 / 13



SUZUKA CIRCUIT

個別ラップ表

Weather : Rain

Full Course 4-Wheels(5,807m)

Track : Wet

No	8	Best Time	2'51.020	122.238 km/h
Name	樋尻 勝利	Total Time	20'46.412	7 Laps
Team	BONレーシング和歌山	Average Lap Time	2'55.648	
Type	FE2	Today's Rank	2 / 14	
		Today's Top Time	2'50.817	122.384 km/h

Lap	Passing Time	Lap Time	Sec1	Sec2	Sec3	Sec4	km/h
				31.532	1'07.696	37.039	152.236
1.	3'12.520						
2.	6'14.859	3'02.339 (6)	49.946	31.238	1'05.413	35.742	149.134
3.	9'10.280	2'55.421 (4)	48.433	29.796	1'04.237	32.955	168.599
4.	12'09.449	2'59.169 (5)	48.289	29.133	1'05.214	36.533	120.992
5.	15'02.953	2'53.504 (3)	47.842	29.221	1'03.718	32.723	168.923
6.	17'55.392	2'52.439 (2)	47.844	29.115	1'03.155	32.325	168.276
7.	20'46.412	B 2'51.020 (1)	47.318	28.814	1'03.028	31.860	170.895



Round 2

2023 SUZUKA CLUBMAN RACE



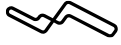
Organized by **ARC-SMSC**



【後援】 鈴鹿市、一般社団法人 鈴鹿市観光協会

フォーミュラEnjoy 公式予選

2023 / 5 / 13



SUZUKA CIRCUIT

個別ラップ表

Weather : Rain

Full Course 4-Wheels(5,807m)

Track : Wet

No	11	Best Time	2'53.017	120.827 km/h
Name	横田 真宏	Total Time	21'50.757	7 Laps
Team	ドライバーマン	Average Lap Time	3'00.990	
Type	FE2	Today's Rank	7 / 14	
		Today's Top Time	2'50.817	122.384 km/h

Lap	Passing Time	Lap Time	Sec1	Sec2	Sec3	Sec4	km/h
				34.010	1'07.339	35.569	160.879
1.	3'44.814						
2.	6'55.666	3'10.852 (6)	55.141	33.515	1'08.358	33.838	168.599
3.	9'54.028	2'58.362 (3)	50.251	30.650	1'04.754	32.707	172.574
4.	12'50.674	2'56.646 (2)	49.487	30.264	1'03.780	33.115	171.563
5.	15'55.116	3'04.442 (5)	49.112	30.135	1'10.043	35.152	144.474
6.	18'48.133	B 2'53.017 (1)	48.079	29.503	1'02.901	32.534	173.941
7.	21'50.757	3'02.624 (4)	48.589	29.207	1'12.255	32.573	170.563



2023 SUZUKA CLUBMAN RACE



Organized by **ARC-SMSC**

【後援】 鈴鹿市、一般社団法人 鈴鹿市観光協会

フォーミュラEnjoy 公式予選

2023 / 5 / 13 :

SUZUKA CIRCUIT
Full Course 4-Wheels(5,807m)

個別ラップ表

Weather :Rain
Track :Wet

No	34	Best Time	2'52.138	121.444 km/h
Name	東 幸夫	Total Time	21'37.740	7 Laps
Team	シュボルト レブリスポーツ	Average Lap Time	2'55.246	
Type	FE2	Today's Rank	5 / 14	
		Today's Top Time	2'50.817	122.384 km/h

Lap	Passing Time	Lap Time	Sec1	Sec2	Sec3	Sec4	km/h
				39.955	1'15.903	34.601	147.879
1.	4'06.261			48.704	30.763	1'03.648	33.860
2.	7'03.236	2'56.975 (5)	48.704	30.763	1'03.648	33.860	171.898
3.	9'58.883	2'55.647 (4)	48.341	31.023	1'02.722	33.561	176.032
4.	13'00.059	3'01.176 (6)	48.068	29.981	1'03.909	39.218	144.950
5.	15'53.461	2'53.402 (3)	48.277	29.430	1'02.820	32.875	177.097
6.	18'45.602	2'52.141 (2)	47.909	29.493	1'01.867	32.872	176.740
7.	21'37.740	B 2'52.138 (1)	47.217	29.185	1'02.469	33.267	178.174



Round 2

2023 SUZUKA CLUBMAN RACE



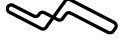
Organized by **ARC-SMSC**



【後援】鈴鹿市、一般社団法人 鈴鹿市観光協会

フォーミュラEnjoy 公式予選

2023 / 5 / 13



SUZUKA CIRCUIT

個別ラップ表

Weather : Rain

Full Course 4-Wheels(5,807m)

Track : Wet

No	51	Best Time	2'51.851	121.647 km/h
Name	古里 拓	Total Time	20'30.629	7 Laps
Team	FLEET REV FE2	Average Lap Time	2'55.206	
Type	FE2	Today's Rank	3 / 14	
		Today's Top Time	2'50.817	122.384 km/h

Lap	Passing Time	Lap Time	Sec1	Sec2	Sec3	Sec4	km/h
				30.272	1'05.034	34.341	169.903
1.	2'59.389						
		2'56.870 (5)	49.173	30.639	1'03.558	33.500	170.895
2.	5'56.259						
		2'54.344 (4)	48.354	29.511	1'03.171	33.308	170.563
3.	8'50.603						
		2'53.482 (3)	48.261	29.332	1'02.896	32.993	170.563
4.	11'44.085						
		3'01.715 (6)	47.442	29.166	1'11.300	33.807	168.599
5.	14'45.800						
		2'52.978 (2)	48.038	29.226	1'02.966	32.748	171.563
6.	17'38.778						
		B 2'51.851 (1)	47.665	29.268	1'02.367	32.551	172.574
7.	20'30.629						



Round 2

2023 SUZUKA CLUBMAN RACE



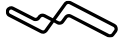
Organized by **ARC-SMSC**



【後援】鈴鹿市、一般社団法人 鈴鹿市観光協会

フォーミュラEnjoy 公式予選

2023 / 5 / 13



SUZUKA CIRCUIT

個別ラップ表

Weather :Rain

Full Course 4-Wheels(5,807m)

Track :Wet

No	55	Best Time	2'55.726	118.965 km/h
Name	伊勢屋 貴史	Total Time	21'12.944	7 Laps
Team	御堂土地建物FE2	Average Lap Time	3'01.278	
Type	FE2	Today's Rank	11 / 14	
		Today's Top Time	2'50.817	122.384 km/h

Lap	Passing Time	Lap Time	Sec1	Sec2	Sec3	Sec4	km/h
				31.323	1'06.753	34.334	171.228
1.	3'05.275						
2.	6'19.637	3'14.362 (6)	49.423	45.262	1'05.101	34.576	168.276
3.	9'19.975	3'00.338 (4)	49.877	31.749	1'04.426	34.286	169.575
4.	12'22.640	3'02.665 (5)	51.795	31.317	1'06.163	33.390	174.980
5.	15'18.722	2'56.082 (2)	48.713	30.490	1'03.819	33.060	172.235
6.	18'17.218	2'58.496 (3)	49.104	31.417	1'04.850	33.125	170.563
7.	21'12.944	B 2'55.726 (1)	48.161	30.157	1'03.802	33.606	170.895



Round 2

2023 SUZUKA CLUBMAN RACE



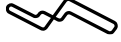
Organized by **ARC-SMSC**



【後援】 鈴鹿市、一般社団法人 鈴鹿市観光協会

フォーミュラEnjoy 公式予選

2023 / 5 / 13



SUZUKA CIRCUIT

個別ラップ表

Weather : Rain

Full Course 4-Wheels(5,807m)

Track : Wet

No	70	Best Time	2'50.817	122.384 km/h
Name	山崎 一平	Total Time	20'20.290	7 Laps
Team	自動車エンジニアリング・株式会社IAT	Average Lap Time	2'52.830	
Type	FE2	Today's Rank	1 / 14	
		Today's Top Time	2'50.817	122.384 km/h

Lap	Passing Time	Lap Time	Sec1	Sec2	Sec3	Sec4	km/h
				31.895	1'06.087	33.753	172.574
1.	3'03.305						
2.	5'59.980	2'56.675 (6)	48.993	30.540	1'03.973	33.169	172.913
3.	8'53.598	2'53.618 (5)	49.043	29.553	1'02.926	32.096	173.597
4.	11'47.188	2'53.590 (4)	48.298	29.184	1'02.331	33.777	146.890
5.	14'38.447	2'51.259 (3)	48.064	29.031	1'01.941	32.223	174.632
6.	17'29.473	2'51.026 (2)	47.676	29.065	1'02.054	32.231	173.941
7.	20'20.290	B 2'50.817 (1)	47.547	28.947	1'02.406	31.917	174.632



Round 2

2023 SUZUKA CLUBMAN RACE



Organized by **ARC-SMSC**



【後援】 鈴鹿市、一般社団法人 鈴鹿市観光協会

フォーミュラEnjoy 公式予選

2023 / 5 / 13

SUZUKA CIRCUIT
Full Course 4-Wheels(5,807m)

個別ラップ表

Weather :Rain

Track :Wet

No	71	Best Time	3'03.509	113.919 km/h
Name	上原 大輔	Total Time	22'44.200	7 Laps
Team	K&Gレーシング	Average Lap Time	3'08.385	
Type	FE2	Today's Rank	14 / 14	
		Today's Top Time	2'50.817	122.384 km/h

Lap	Passing Time	Lap Time	Sec1	Sec2	Sec3	Sec4	km/h
				36.883	1'12.127	38.608	144.950
1.	3'53.886						
2.	7'11.924	3'18.038 (6)	54.992	33.767	1'11.248	38.031	162.066
3.	10'23.514	3'11.590 (5)	54.995	32.640	1'08.091	35.864	166.049
4.	13'31.172	3'07.658 (4)	53.082	32.250	1'06.877	35.449	163.881
5.	16'37.106	3'05.934 (3)	52.355	31.966	1'06.762	34.851	166.364
6.	19'40.615	B 3'03.509 (1)	51.883	31.477	1'05.378	34.771	166.679
7.	22'44.200	3'03.585 (2)	51.541	31.179	1'05.903	34.962	164.187



Round 2

2023 SUZUKA CLUBMAN RACE



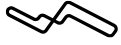
Organized by **ARC-SMSC**



【後援】 鈴鹿市、一般社団法人 鈴鹿市観光協会

フォーミュラEnjoy 公式予選

2023 / 5 / 13



SUZUKA CIRCUIT

個別ラップ表

Weather : Rain

Full Course 4-Wheels(5,807m)

Track : Wet

No	75	Best Time	2'52.886	120.919 km/h
Name	前田 公孝	Total Time	21'32.736	7 Laps
Team	PSD TK TAZAWA DENKI	Average Lap Time	3'01.959	
Type	FE2	Today's Rank	6 / 14	
		Today's Top Time	2'50.817	122.384 km/h

Lap	Passing Time	Lap Time	Sec1	Sec2	Sec3	Sec4	km/h
				32.164	1'07.189	35.383	146.156
1.	3'20.981						
2.	6'23.035	3'02.054 (4)	49.870	30.348	1'05.993	35.843	138.768
3.	9'40.775	3'17.740 (6)	51.303	34.766	1'13.747	37.924	112.184
4.	12'39.083	2'58.308 (3)	49.084	30.366	1'04.794	34.064	172.574
5.	15'34.998	2'55.915 (2)	48.585	29.856	1'03.971	33.503	174.632
6.	18'27.884	B 2'52.886 (1)	47.860	29.593	1'02.603	32.830	177.455
7.	21'32.736	3'04.852 (5)	49.290	32.731	1'08.267	34.564	164.187



Round 2

2023 SUZUKA CLUBMAN RACE



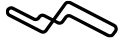
Organized by **ARC-SMSC**



【後援】 鈴鹿市、一般社団法人 鈴鹿市観光協会

フォーミュラEnjoy 公式予選

2023 / 5 / 13 :



SUZUKA CIRCUIT

個別ラップ表

Weather : Rain

Track : Wet

Full Course 4-Wheels(5,807m)

No	78	Best Time	2'58.086	117.388 km/h
Name	安江 達也	Total Time	21'38.775	7 Laps
Team	ESDC K&Gレーシング	Average Lap Time	2'59.774	
Type	FE2	Today's Rank	13 / 14	
		Today's Top Time	2'50.817	122.384 km/h

Lap	Passing Time	Lap Time	Sec1	Sec2	Sec3	Sec4	km/h
				32.960	1'11.264	35.803	167.954
1.	3'40.127						
2.	6'42.077	3'01.950 (6)	50.238	32.149	1'05.380	34.183	169.249
3.	9'43.730	3'01.653 (5)	50.090	31.403	1'06.017	34.143	172.235
4.	12'43.886	3'00.156 (4)	50.129	31.132	1'05.097	33.798	168.599
5.	15'42.571	2'58.685 (3)	49.738	30.541	1'04.491	33.915	168.276
6.	18'40.657	B 2'58.086 (1)	49.309	30.820	1'04.633	33.324	170.563
7.	21'38.775	2'58.118 (2)	49.320	30.256	1'04.625	33.917	160.000



Round 2

2023 SUZUKA CLUBMAN RACE



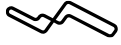
Organized by **ARC-SMSC**



【後援】 鈴鹿市、一般社団法人 鈴鹿市観光協会

フォーミュラEnjoy 公式予選

2023 / 5 / 13



SUZUKA CIRCUIT

個別ラップ表

Weather : Rain

Full Course 4-Wheels(5,807m)

Track : Wet

No	83	Best Time	2'54.064	120.101 km/h
Name	中島 一郎	Total Time	21'04.636	7 Laps
Team	bar ber shop 丈二 FE- II	Average Lap Time	2'56.982	
Type	FE2	Today's Rank	8 / 14	
		Today's Top Time	2'50.817	122.384 km/h

Lap	Passing Time	Lap Time	Sec1	Sec2	Sec3	Sec4	km/h
				32.581	1'07.126	35.296	171.228
1.	3'22.739						
2.	6'23.471	3'00.732 (6)	50.268	30.784	1'05.150	34.530	173.597
3.	9'21.010	2'57.539 (4)	49.188	30.156	1'04.811	33.384	174.286
4.	12'19.434	2'58.424 (5)	49.403	29.869	1'04.537	34.615	150.154
5.	15'15.068	2'55.634 (3)	48.698	29.625	1'04.432	32.879	171.563
6.	18'10.572	2'55.504 (2)	48.848	29.385	1'04.244	33.027	171.898
7.	21'04.636	B 2'54.064 (1)	48.459	29.402	1'03.680	32.523	173.941



Round 2

2023 SUZUKA CLUBMAN RACE



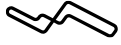
Organized by **ARC-SMSC**



【後援】 鈴鹿市、一般社団法人 鈴鹿市観光協会

フォーミュラEnjoy 公式予選

2023 / 5 / 13



SUZUKA CIRCUIT

個別ラップ表

Weather : Rain

Full Course 4-Wheels(5,807m)

Track : Wet

No	95	Best Time	2'54.835	119.571 km/h
Name	Song Youngkwang	Total Time	21'03.046	7 Laps
Team	APPLAUSE FE- II leprix	Average Lap Time	2'56.389	
Type	FE2	Today's Rank	10 / 14	
		Today's Top Time	2'50.817	122.384 km/h

Lap	Passing Time	Lap Time	Sec1	Sec2	Sec3	Sec4	km/h
				31.064	1'06.588	33.801	170.563
1.	3'24.707						
		2'58.940 (6)	49.355	30.495	1'04.922	34.168	168.599
2.	6'23.647						
		2'57.615 (5)	49.334	30.441	1'04.455	33.385	172.574
3.	9'21.262						
		2'56.415 (4)	49.404	30.022	1'04.122	32.867	166.679
4.	12'17.677						
		2'55.310 (3)	48.517	30.256	1'03.658	32.879	166.679
5.	15'12.987						
		2'55.224 (2)	48.238	30.267	1'03.685	33.034	166.996
6.	18'08.211						
		B 2'54.835 (1)	47.946	30.053	1'03.795	33.041	161.471
7.	21'03.046						



Round 2

2023 SUZUKA CLUBMAN RACE



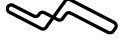
Organized by **ARC-SMSC**



【後援】 鈴鹿市、一般社団法人 鈴鹿市観光協会

フォーミュラEnjoy 公式予選

2023 / 5 / 13



SUZUKA CIRCUIT

個別ラップ表

Weather : Rain

Full Course 4-Wheels(5,807m)

Track : Wet

No	99	Best Time	2'54.267	119.961 km/h
Name	三浦 和貴	Total Time	21'14.921	7 Laps
Team	セイコーレーシング@KRS	Average Lap Time	2'58.507	
Type	FE2	Today's Rank	9 / 14	
		Today's Top Time	2'50.817	122.384 km/h

Lap	Passing Time	Lap Time	Sec1	Sec2	Sec3	Sec4	km/h
				31.027	1'06.847	35.706	165.736
1.	3'23.879						
2.	6'24.839	3'00.960 (5)	49.772	32.343	1'04.601	34.244	173.254
3.	9'22.940	2'58.101 (3)	49.897	31.026	1'03.677	33.501	173.941
4.	12'21.224	2'58.284 (4)	49.428	31.294	1'04.499	33.063	171.898
5.	15'17.183	2'55.959 (2)	48.824	30.487	1'03.833	32.815	172.913
6.	18'11.450	B 2'54.267 (1)	48.243	30.354	1'02.936	32.734	173.254
7.	21'14.921	3'03.471 (6)	48.561	30.103	1'02.682	42.125	174.980



Round 2

2023 SUZUKA CLUBMAN RACE



Organized by **ARC-SMSC**



【後援】 鈴鹿市、一般社団法人 鈴鹿市観光協会

フォーミュラEnjoy 公式予選

2023 / 5 / 13

SUZUKA CIRCUIT
Full Course 4-Wheels(5,807m)

個別ラップ表

Weather :Rain
Track :Wet

No	10	Best Time	2'57.305	117.905 km/h
Name	田中 伸彦	Total Time	21'37.470	7 Laps
Team	Pierre Rapin HFW	Average Lap Time	3'00.349	
Type	FE2	Today's Rank	3 / 4	
		Today's Top Time	2'51.902	121.611 km/h

Lap	Passing Time	Lap Time	Sec1	Sec2	Sec3	Sec4	km/h
				33.019	1'07.539	35.962	160.292
1.	3'35.371						
2.	6'40.182	3'04.811 (6)	51.327	32.928	1'05.835	34.721	172.235
3.	9'43.035	3'02.853 (5)	51.504	31.118	1'05.070	35.161	173.597
4.	12'42.511	2'59.476 (4)	50.284	30.706	1'04.707	33.779	174.632
5.	15'41.334	2'58.823 (2)	49.928	30.555	1'04.103	34.237	174.286
6.	18'40.165	2'58.831 (3)	49.711	30.895	1'04.521	33.704	173.597
7.	21'37.470	B 2'57.305 (1)	49.313	30.209	1'03.975	33.808	175.329



Round 2

2023 SUZUKA CLUBMAN RACE



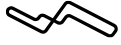
Organized by **ARC-SMSC**



【後援】 鈴鹿市、一般社団法人 鈴鹿市観光協会

フォーミュラEnjoy 公式予選

2023 / 5 / 13



SUZUKA CIRCUIT

個別ラップ表

Weather : Rain

Full Course 4-Wheels(5,807m)

Track : Wet

No	20	Best Time	2'53.225	120.682 km/h
Name	亀蔵	Total Time	21'18.744	7 Laps
Team	すずか ラッキー初亀 REV	Average Lap Time	2'56.742	
Type	FE2	Today's Rank	2 / 4	
		Today's Top Time	2'51.902	121.611 km/h

Lap	Passing Time	Lap Time	Sec1	Sec2	Sec3	Sec4	km/h
				32.201	1'15.623	39.102	130.520
1.	3'38.288						
		2'58.231 (5)	48.853	30.209	1'05.131	34.038	168.276
2.	6'36.519						
		2'57.211 (4)	49.048	30.531	1'04.133	33.499	171.563
3.	9'33.730						
		2'54.714 (3)	48.835	29.614	1'03.198	33.067	173.254
4.	12'28.444						
		B 2'53.225 (1)	47.984	29.547	1'03.004	32.690	174.632
5.	15'21.669						
		2'54.019 (2)	47.835	29.765	1'03.506	32.913	171.563
6.	18'15.688						
		3'03.056 (6)	47.298	29.548	1'13.865	32.345	172.235
7.	21'18.744						



Round 2

2023 SUZUKA CLUBMAN RACE



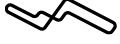
Organized by **ARC-SMSC**



【後援】 鈴鹿市、一般社団法人 鈴鹿市観光協会

フォーミュラEnjoy 公式予選

2023 / 5 / 13



SUZUKA CIRCUIT

個別ラップ表

Weather : Rain

Full Course 4-Wheels(5,807m)

Track : Wet

No	66	Best Time	2'51.902	121.611 km/h
Name	Ryuu Mao	Total Time	20'38.535	7 Laps
Team	RyuuMao+ゆいとレブリスポーツ	Average Lap Time	2'54.819	
Type	FE2	Today's Rank	1 / 4	
		Today's Top Time	2'51.902	121.611 km/h

Lap	Passing Time	Lap Time	Sec1	Sec2	Sec3	Sec4	km/h
				31.606	1'05.028	34.264	173.941
1.	3'09.617						
		2'58.079 (6)	49.310	30.884	1'03.860	34.025	172.913
2.	6'07.696						
		2'54.603 (4)	48.928	29.624	1'02.968	33.083	170.563
3.	9'02.299						
		2'58.016 (5)	47.564	29.491	1'08.028	32.933	167.314
4.	12'00.315						
		2'54.008 (3)	48.409	29.972	1'02.843	32.784	171.563
5.	14'54.323						
		2'52.310 (2)	47.784	29.474	1'02.030	33.022	168.276
6.	17'46.633						
		B 2'51.902 (1)	48.263	29.112	1'01.914	32.613	173.941
7.	20'38.535						



2023 SUZUKA CLUBMAN RACE



Organized by **ARC-SMSC**

【後援】 鈴鹿市、一般社団法人 鈴鹿市観光協会

フォーミュラEnjoy 公式予選

2023 / 5 / 13 :

 **SUZUKA CIRCUIT**
Full Course 4-Wheels(5,807m)

個別ラップ表

Weather :Rain
Track :Wet

No	73	Best Time	2'59.463	116.488 km/h
Name	多屋 貞一	Total Time	22'15.941	7 Laps
Team	K&G カ工房 萬願亭 仲生S青海豚R	Average Lap Time	3'05.350	
Type	FE2	Today's Rank	4 / 4	
		Today's Top Time	2'51.902	121.611 km/h

Lap	Passing Time	Lap Time	Sec1	Sec2	Sec3	Sec4	km/h
				33.182	1'09.307	37.421	149.642
1.	3'43.837						
2.	6'59.197	3'15.360 (6)	55.688	33.481	1'10.303	35.888	150.154
3.	10'08.145	3'08.948 (5)	52.102	33.806	1'07.444	35.596	160.585
4.	13'11.824	3'03.679 (3)	51.486	31.692	1'06.128	34.373	167.634
5.	16'16.113	3'04.289 (4)	51.417	31.838	1'06.555	34.479	169.249
6.	19'16.478	3'00.365 (2)	49.536	31.265	1'05.615	33.949	170.233
7.	22'15.941	B 2'59.463 (1)	49.426	31.196	1'04.886	33.955	171.563