

2023 FIA-F4 選手権 第3戦&第4戦

FIA-F4 第4戦 決勝

2023 / 6 / 4 :



Full Course 4-Wheels(5,807m)

個別ラップ表

Weather :Sunny

Track :Dry

No	2	Best Time	2'11.629	158.819 km/h
Name	仲尾 恵史/K.NAKAO	Total Time	29'03.299	11 Laps
Team	TCS AKILAND F110	Average Lap Time	2'39.773	
Type		Today's Rank	32 / 45	
		Today's Top Time	2'08.312	162.925 km/h

Lap	Passing Time	Lap Time	Sec1	Sec2	Sec3	Sec4	km/h
1.	2'25.563		45.293	23.487	49.787	26.996	217.426
2.	4'38.494	2'12.931 (5)	36.759	22.956	48.915	24.301	213.723
3.	6'50.123	B 2'11.629 (1)	36.293	22.213	48.788	24.335	212.174
4.	9'24.725	2'34.602 (7)	37.778	24.935	53.291	38.598	174.980
5.	13'08.839	3'44.114 (9)	43.018	39.629	1'32.124	49.343	40.386
6.	17'02.143	3'53.304 (10)	1'00.058	39.307	1'26.589	47.350	100.503
7.	20'13.914	3'11.771 (8)	53.927	34.516	1'15.928	27.400	134.312
8.	22'26.458	2'12.544 (4)	36.734	22.464	48.859	24.487	214.768
9.	24'38.337	2'11.879 (2)	36.460	22.188	48.858	24.373	214.768
10.	26'50.301	2'11.964 (3)	36.383	22.011	48.904	24.666	216.355
11.	29'03.299	2'12.998 (6)	36.894	22.129	49.397	24.578	213.723



Full Course 4-Wheels(5,807m)

個別ラップ表

Weather :Sunny

Track :Dry

No	5	Best Time	2'08.312	162.925 km/h
Name	三井 優介/Y.MITSUI	Total Time	28'36.205	11 Laps
Team	HFDP RACING TEAM	Average Lap Time	2'38.732	
Type		Today's Rank	1 / 45	
		Today's Top Time	2'08.312	162.925 km/h

Lap	Passing Time	Lap Time	Sec1	Sec2	Sec3	Sec4	km/h
1.	2'08.880		35.563	21.239	48.169	23.909	213.723
2.	4'17.436	2'08.556 (4)	35.413	21.257	48.057	23.829	213.723
3.	6'25.748	B 2'08.312 (1)	35.215	21.186	47.906	24.005	213.723
4.	8'46.274	2'20.526 (7)	35.326	22.340	50.861	31.999	162.667
5.	12'38.672	3'52.398 (9)	53.856	40.234	1'29.916	48.392	83.897
6.	16'33.827	3'55.155 (10)	1'07.385	37.391	1'26.613	43.766	96.527
7.	20'01.835	3'28.008 (8)	1'00.700	34.121	1'24.633	28.554	76.850
8.	22'10.656	2'08.821 (6)	35.636	21.246	48.052	23.887	213.204
9.	24'19.082	2'08.426 (3)	35.302	21.130	48.226	23.768	213.723
10.	26'27.437	2'08.355 (2)	35.370	21.129	47.962	23.894	214.244
11.	28'36.205	2'08.768 (5)	35.290	21.375	48.253	23.850	214.768



Full Course 4-Wheels(5,807m)

個別ラップ表

Weather :Sunny

Track :Dry

No	6	Best Time	2'08.599	162.561 km/h
Name	野村 勇斗/Y.NOMURA	Total Time	28'38.289	11 Laps
Team	HFDP RACING TEAM	Average Lap Time	2'38.770	
Type		Today's Rank	3 / 45	
		Today's Top Time	2'08.312	162.925 km/h

Lap	Passing Time	Lap Time	Sec1	Sec2	Sec3	Sec4	km/h
1.	2'10.586		36.930	21.554	48.321	23.781	214.768
2.	4'19.185	B 2'08.599 (1)	35.613	21.352	47.985	23.649	215.294
3.	6'27.904	2'08.719 (2)	35.482	21.392	48.069	23.776	214.768
4.	8'49.633	2'21.729 (7)	35.478	22.524	51.020	32.707	161.174
5.	12'40.565	3'50.932 (9)	52.130	40.470	1'30.153	48.179	88.459
6.	16'35.918	3'55.353 (10)	1'07.253	37.453	1'26.769	43.878	97.061
7.	20'02.503	3'26.585 (8)	59.922	34.369	1'23.791	28.503	79.278
8.	22'11.607	2'09.104 (6)	35.822	21.411	48.146	23.725	216.355
9.	24'20.342	2'08.735 (3)	35.631	21.379	48.034	23.691	216.355
10.	26'29.286	2'08.944 (4)	35.540	21.448	48.234	23.722	215.823
11.	28'38.289	2'09.003 (5)	35.610	21.528	48.184	23.681	215.823



Full Course 4-Wheels(5,807m)

個別ラップ表

Weather :Sunny

Track :Dry

No	7	Best Time	2'08.338	162.892 km/h
Name	森山 冬星/T.MORIYAMA	Total Time	28'37.303	11 Laps
Team	HFDP RACING TEAM	Average Lap Time	2'38.734	
Type		Today's Rank	2 / 45	
		Today's Top Time	2'08.312	162.925 km/h

Lap	Passing Time	Lap Time	Sec1	Sec2	Sec3	Sec4	km/h
1.	2'09.956		36.392	21.498	48.243	23.823	213.723
2.	4'18.522	2'08.566 (3)	35.454	21.264	48.041	23.807	214.768
3.	6'26.860	B 2'08.338 (1)	35.341	21.264	48.033	23.700	213.723
4.	8'48.136	2'21.276 (7)	35.330	22.078	51.418	32.450	156.857
5.	12'39.441	3'51.305 (9)	52.660	40.190	1'30.098	48.357	86.202
6.	16'34.704	3'55.263 (10)	1'07.169	37.583	1'26.707	43.804	96.105
7.	20'02.234	3'27.530 (8)	1'00.374	34.089	1'24.394	28.673	75.986
8.	22'11.309	2'09.075 (6)	35.610	21.433	48.242	23.790	215.294
9.	24'19.844	2'08.535 (2)	35.374	21.334	48.091	23.736	215.294
10.	26'28.524	2'08.680 (4)	35.422	21.287	48.259	23.712	215.294
11.	28'37.303	2'08.779 (5)	35.432	21.382	48.203	23.762	215.823

2023 FIA-F4 選手権 第3戦&第4戦

FIA-F4 第4戦 決勝

2023 / 6 / 4 :



Full Course 4-Wheels(5,807m)

個別ラップ表

Weather :Sunny

Track :Dry

No	10	Best Time	2'10.753	159.883 km/h
Name	植田 正幸/M.UEDA	Total Time	28'56.612	11 Laps
Team	アキランド with Rn-sports	Average Lap Time	2'39.554	
Type		Today's Rank	27 / 45	
		Today's Top Time	2'08.312	162.925 km/h

Lap	Passing Time	Lap Time	Sec1	Sec2	Sec3	Sec4	km/h
1.	2'21.072		42.931	23.151	49.197	25.793	221.259
2.	4'32.418	2'11.346 (5)	36.207	22.113	48.820	24.206	218.507
3.	6'43.419	2'11.001 (3)	36.017	22.180	48.722	24.082	217.426
4.	9'12.538	2'29.119 (7)	37.296	25.877	51.740	34.206	162.968
5.	13'03.641	3'51.103 (9)	48.104	42.082	1'30.512	50.405	47.379
6.	16'57.051	3'53.410 (10)	1'00.294	40.173	1'26.036	46.907	88.016
7.	20'12.184	3'15.133 (8)	55.442	33.534	1'18.638	27.519	134.931
8.	22'23.787	2'11.603 (6)	36.316	22.261	48.745	24.281	215.823
9.	24'34.613	2'10.826 (2)	35.916	22.144	48.669	24.097	215.823
10.	26'45.366	B 2'10.753 (1)	36.159	22.045	48.609	23.940	216.355
11.	28'56.612	2'11.246 (4)	36.099	21.969	48.979	24.199	215.823



Full Course 4-Wheels(5,807m)

個別ラップ表

Weather :Sunny

Track :Dry

No	11	Best Time	2'12.454	157.830 km/h
Name	中島 功/I.NAKASHIMA	Total Time	29'04.996	11 Laps
Team	Rn.SHINSEI.F110	Average Lap Time	2'39.831	
Type		Today's Rank	37 / 45	
		Today's Top Time	2'08.312	162.925 km/h

Lap	Passing Time	Lap Time	Sec1	Sec2	Sec3	Sec4	km/h
			45.709	23.677	49.904	27.395	220.150
1.	2'26.685						
		2'12.993 (5)	36.744	22.305	49.203	24.741	217.965
2.	4'39.678						
		2'14.472 (6)	36.495	22.445	48.797	26.735	219.052
3.	6'54.150						
		2'31.721 (7)	36.707	23.032	52.980	39.002	185.708
4.	9'25.871						
		3'43.939 (9)	42.354	39.803	1'32.144	49.638	38.611
5.	13'09.810						
		3'52.988 (10)	1'00.194	38.768	1'26.974	47.052	116.499
6.	17'02.798						
		3'11.952 (8)	54.365	34.279	1'15.723	27.585	131.104
7.	20'14.750						
		2'12.634 (4)	36.706	22.355	49.069	24.504	216.355
8.	22'27.384						
		2'12.544 (2)	36.628	22.346	48.956	24.614	214.768
9.	24'39.928						
		B 2'12.454 (1)	36.677	22.240	49.034	24.503	214.244
10.	26'52.382						
		2'12.614 (3)	36.729	22.102	49.175	24.608	214.244
11.	29'04.996						



Full Course 4-Wheels(5,807m)

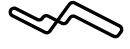
個別ラップ表

Weather :Sunny

Track :Dry

No	12	Best Time	2'09.172	161.840 km/h
Name	洞地 遼大/R.HORACHI	Total Time	28'43.728	11 Laps
Team	HIROTEX AKILAND F110	Average Lap Time	2'39.118	
Type		Today's Rank	8 / 45	
		Today's Top Time	2'08.312	162.925 km/h

Lap	Passing Time	Lap Time	Sec1	Sec2	Sec3	Sec4	km/h
1.	2'12.548		38.017	22.007	48.505	24.019	214.768
2.	4'22.527	2'09.979 (4)	36.249	21.579	48.166	23.985	214.768
3.	6'31.699	B 2'09.172 (1)	35.681	21.394	48.205	23.892	215.294
4.	8'52.731	2'21.032 (7)	35.743	22.801	49.678	32.810	168.276
5.	12'44.313	3'51.582 (9)	51.908	40.595	1'30.265	48.814	77.392
6.	16'38.276	3'53.963 (10)	1'05.740	37.595	1'27.050	43.578	78.359
7.	20'04.041	3'25.765 (8)	1'00.114	33.980	1'23.064	28.607	77.597
8.	22'13.441	2'09.400 (2)	35.829	21.537	48.265	23.769	216.355
9.	24'23.993	2'10.552 (6)	35.725	21.604	48.525	24.698	213.204
10.	26'34.081	2'10.088 (5)	36.417	21.439	48.166	24.066	217.426
11.	28'43.728	2'09.647 (3)	35.876	21.534	48.377	23.860	215.823



SUZUKA CIRCUIT

個別ラップ表

Weather :Sunny

Full Course 4-Wheels(5,807m)

Track :Dry

No	13	Best Time	2'11.347	159.160 km/h
Name	藤原 誠/M.FUJIWARA	Total Time	29'14.509	11 Laps
Team	B-MAX ENGINEERING	Average Lap Time	2'40.937	
Type		Today's Rank	30 / 45	
		Today's Top Time	2'08.312	162.925 km/h

Lap	Passing Time	Lap Time	Sec1	Sec2	Sec3	Sec4	km/h
			45.173	23.292	50.744	25.928	215.294
1.	2'25.137						
2.	4'39.114	2'13.977 (4)	37.049	22.810	49.765	24.353	213.204
3.	7'17.979	Pit					
4.	11'44.760	2'38.865 (7)	36.734	22.450	48.931	50.750	216.355
5.	14'03.182	4'26.781 (10)	2'21.310	40.627	57.756	27.088	211.663
6.	17'14.088	2'18.422 (6)	39.423	23.367	49.977	25.655	211.154
7.	20'22.448	3'10.906 (9)	38.492	23.303	1'24.689	44.422	109.800
8.	22'35.238	3'08.360 (8)	54.187	34.187	1'10.636	29.350	123.371
9.	24'50.106	2'12.790 (2)	37.991	22.186	48.448	24.165	214.244
10.	27'03.162	2'14.868 (5)	37.000	23.031	49.528	25.309	215.823
11.	29'14.509	2'13.056 (3)	36.800	22.414	49.218	24.624	215.823
		B 2'11.347 (1)	36.404	22.215	48.783	23.945	213.723



Full Course 4-Wheels(5,807m)

個別ラップ表

Weather :Sunny

Track :Dry

No	14	Best Time	2'10.038	160.762 km/h
Name	田上 蒼竜/S.TAGAMI	Total Time	28'49.981	11 Laps
Team	ガレージENZO ZAP F110	Average Lap Time	2'39.295	
Type		Today's Rank	18 / 45	
		Today's Top Time	2'08.312	162.925 km/h

Lap	Passing Time	Lap Time	Sec1	Sec2	Sec3	Sec4	km/h
			40.426	22.582	49.663	24.354	213.204
1.	2'17.025						
		2'10.821 (6)	36.335	21.737	48.610	24.139	216.889
2.	4'27.846						
		2'10.477 (2)	36.056	21.724	48.625	24.072	217.426
3.	6'38.323						
		2'23.958 (7)	36.325	23.216	50.443	33.974	154.921
4.	9'02.281						
		3'50.654 (9)	49.561	42.962	1'28.254	49.877	51.040
5.	12'52.935						
		3'54.120 (10)	1'03.079	38.164	1'28.370	44.507	90.092
6.	16'47.055						
		3'20.841 (8)	58.204	33.228	1'21.272	28.137	96.422
7.	20'07.896						
		2'10.701 (5)	36.310	21.798	48.647	23.946	215.823
8.	22'18.597						
		2'10.657 (3)	35.948	21.678	48.556	24.475	214.768
9.	24'29.254						
		2'10.689 (4)	36.509	21.695	48.510	23.975	217.965
10.	26'39.943						
		B 2'10.038 (1)	36.007	21.522	48.664	23.845	213.723
11.	28'49.981						

2023 FIA-F4 選手権 第3戦&第4戦

FIA-F4 第4戦 決勝

2023 / 6 / 4 :



Full Course 4-Wheels(5,807m)

個別ラップ表

Weather :Sunny

Track :Dry

No	15	Best Time	2'10.556	160.124 km/h
Name	渡部 智仁/T.WATABE	Total Time	28'53.999	11 Laps
Team	Media Do YBS 影山 F110	Average Lap Time	2'39.421	
Type		Today's Rank	24 / 45	
		Today's Top Time	2'08.312	162.925 km/h

Lap	Passing Time	Lap Time	Sec1	Sec2	Sec3	Sec4	km/h
			41.994	22.952	49.404	25.432	217.426
1.	2'19.782						
		2'11.450 (5)	36.207	22.140	49.038	24.065	214.244
2.	4'31.232						
		2'10.560 (2)	36.223	21.839	48.519	23.979	214.768
3.	6'41.792						
		2'26.414 (7)	36.498	24.937	51.220	33.759	186.102
4.	9'08.206						
		3'51.258 (9)	48.736	43.049	1'29.799	49.674	41.611
5.	12'59.464						
		3'54.284 (10)	1'01.927	39.254	1'26.885	46.218	77.941
6.	16'53.748						
		3'16.901 (8)	56.042	33.567	1'19.678	27.614	122.340
7.	20'10.649						
		2'10.695 (4)	36.315	21.797	48.546	24.037	217.965
8.	22'21.344						
		2'10.592 (3)	36.098	21.708	48.420	24.366	219.600
9.	24'31.936						
		B 2'10.556 (1)	36.062	21.789	48.570	24.135	218.507
10.	26'42.492						
		2'11.507 (6)	36.230	22.375	48.350	24.552	222.944
11.	28'53.999						



Full Course 4-Wheels(5,807m)

個別ラップ表

Weather :Sunny

Track :Dry

No	16	Best Time	2'10.592	160.080 km/h
Name	西村 和真/K.NISHIMURA	Total Time	28'51.544	11 Laps
Team	Media Do YBS 影山 F110	Average Lap Time	2'39.480	
Type		Today's Rank	25 / 45	
		Today's Top Time	2'08.312	162.925 km/h

Lap	Passing Time	Lap Time	Sec1	Sec2	Sec3	Sec4	km/h
1.	2'16.737		40.191	22.567	49.275	24.704	217.965
		B 2'10.592 (1)	36.314	21.738	48.630	23.910	215.294
2.	4'27.329	2'11.053 (5)	36.016	21.723	48.937	24.377	214.768
3.	6'38.382	2'23.181 (7)	35.895	22.635	50.540	34.111	161.174
4.	9'01.563	3'50.444 (9)	49.631	42.300	1'29.002	49.511	54.797
5.	12'52.007	3'54.181 (10)	1'03.493	38.179	1'27.842	44.667	84.952
6.	16'46.188	3'21.396 (8)	58.025	33.761	1'21.589	28.021	95.375
7.	20'07.584	2'10.641 (2)	36.261	21.746	48.718	23.916	214.244
8.	22'18.225	2'10.727 (3)	35.941	21.632	48.690	24.464	214.244
9.	24'28.952	2'11.658 (6)	36.454	21.738	48.801	24.665	214.244
10.	26'40.610	2'10.934 (4)	36.509	21.692	48.853	23.880	215.294
11.	28'51.544						



Full Course 4-Wheels(5,807m)

個別ラップ表

Weather :Sunny

Track :Dry

No	18	Best Time	2'14.054	155.946 km/h
Name	塚本 法生/N.TSUKAMOTO	Total Time	29'17.882	11 Laps
Team	フィールド AKILAND F110	Average Lap Time	2'40.956	
Type		Today's Rank	42 / 45	
		Today's Top Time	2'08.312	162.925 km/h

Lap	Passing Time	Lap Time	Sec1	Sec2	Sec3	Sec4	km/h
			48.093	23.699	50.178	26.347	216.889
1.	2'28.317						
		2'15.672 (6)	37.899	22.910	49.835	25.028	215.294
2.	4'43.989						
		2'15.158 (5)	36.903	22.402	49.122	26.731	214.244
3.	6'59.147						
		2'36.187 (7)	38.360	23.227	53.647	40.953	176.386
4.	9'35.334						
		3'44.143 (9)	45.310	36.490	1'34.602	47.741	38.258
5.	13'19.477						
		3'51.379 (10)	1'00.807	36.493	1'28.915	45.164	126.388
6.	17'10.856						
		3'08.794 (8)	53.434	34.541	1'12.725	28.094	125.486
7.	20'19.650						
		2'14.490 (2)	37.232	22.356	49.836	25.066	213.204
8.	22'34.140						
		2'14.820 (3)	37.255	22.895	50.111	24.559	210.647
9.	24'48.960						
		B 2'14.054 (1)	37.248	22.525	49.586	24.695	212.688
10.	27'03.014						
		2'14.868 (4)	37.800	22.901	49.581	24.586	213.204
11.	29'17.882						



Full Course 4-Wheels(5,807m)

個別ラップ表

Weather :Sunny

Track :Dry

No	21	Best Time	2'11.947	158.436 km/h
Name	小嶋 禎一/T.KOJIMA	Total Time	29'19.550	11 Laps
Team	Classic Car.jp Eagle	Average Lap Time	2'41.242	
Type		Today's Rank	35 / 45	
		Today's Top Time	2'08.312	162.925 km/h

Lap	Passing Time	Lap Time	Sec1	Sec2	Sec3	Sec4	km/h
			47.213	23.731	49.933	26.251	214.768
1.	2'27.128						
		2'13.785 (3)	37.786	22.273	49.163	24.563	214.768
2.	4'40.913						
		2'14.888 (5)	36.165	22.129	49.263	27.331	217.965
3.	6'55.801						
		2'32.443 (7)	37.106	23.108	53.149	39.080	170.895
4.	9'28.244						
		3'44.436 (9)	43.456	38.860	1'32.454	49.666	39.092
5.	13'12.680						
		3'52.140 (10)	1'01.244	37.137	1'27.383	46.376	105.072
6.	17'04.820						
		3'10.691 (8)	54.665	34.164	1'14.410	27.452	136.186
7.	20'15.511						
		2'14.083 (4)	36.780	22.464	49.326	25.513	213.204
8.	22'29.594						
		2'25.894 (6)	36.177	31.747	53.449	24.521	210.647
9.	24'55.488						
		2'12.115 (2)	36.317	22.166	49.248	24.384	211.154
10.	27'07.603						
		B 2'11.947 (1)	36.406	21.707	49.381	24.453	213.204
11.	29'19.550						



Full Course 4-Wheels(5,807m)

個別ラップ表

Weather :Sunny

Track :Dry

No	22	Best Time	2'09.434	161.512 km/h
Name	藤原 優汰/Y.FUJIWARA	Total Time	28'46.338	11 Laps
Team	藤原オート AKILAND F110	Average Lap Time	2'39.018	
Type		Today's Rank	13 / 45	
		Today's Top Time	2'08.312	162.925 km/h

Lap	Passing Time	Lap Time	Sec1	Sec2	Sec3	Sec4	km/h
1.	2'16.151		39.700	22.730	49.107	24.614	219.052
2.	4'26.046	2'09.895 (3)	35.853	21.576	48.509	23.957	215.823
3.	6'35.480	B 2'09.434 (1)	35.618	21.401	48.139	24.276	217.965
4.	8'57.263	2'21.783 (7)	35.829	23.260	49.578	33.116	169.249
5.	12'48.403	3'51.140 (9)	50.734	41.697	1'29.595	49.114	58.677
6.	16'42.431	3'54.028 (10)	1'04.688	37.877	1'27.159	44.304	75.270
7.	20'05.932	3'23.501 (8)	59.391	33.417	1'22.215	28.478	92.658
8.	22'15.918	2'09.986 (5)	36.094	21.663	48.240	23.989	217.426
9.	24'25.825	2'09.907 (4)	35.774	21.543	48.134	24.456	216.355
10.	26'35.351	2'09.526 (2)	36.011	21.513	48.195	23.807	218.507
11.	28'46.338	2'10.987 (6)	36.812	21.876	48.497	23.802	217.426

FIA-F4 第4戦 決勝

2023 / 6 / 4 :



Full Course 4-Wheels(5,807m)

個別ラップ表

Weather :Sunny

Track :Dry

No	23	Best Time	2'17.186	152.386 km/h
Name	YUGO	Total Time	29'35.406	11 Laps
Team	S2R Racing	Average Lap Time	2'42.253	
Type		Today's Rank	43 / 45	
		Today's Top Time	2'08.312	162.925 km/h

Lap	Passing Time	Lap Time	Sec1	Sec2	Sec3	Sec4	km/h
			49.749	25.580	51.475	26.069	210.144
1.	2'32.873						
		2'19.210 (4)	39.408	23.531	50.678	25.593	209.642
2.	4'52.083						
		2'20.235 (6)	38.933	23.477	50.658	27.167	210.144
3.	7'12.318						
		2'28.747 (7)	39.445	24.471	52.413	32.418	207.660
4.	9'41.065						
		3'42.809 (9)	48.384	32.260	1'32.626	49.539	38.275
5.	13'23.874						
		3'49.496 (10)	59.985	35.587	1'29.524	44.400	111.756
6.	17'13.370						
		3'08.799 (8)	54.438	33.911	1'11.012	29.438	127.489
7.	20'22.169						
		2'19.956 (5)	40.402	23.672	50.496	25.386	210.144
8.	22'42.125						
		2'18.201 (3)	38.627	23.755	50.604	25.215	210.144
9.	25'00.326						
		2'17.894 (2)	38.406	23.088	50.609	25.791	210.144
10.	27'18.220						
		B 2'17.186 (1)	38.415	22.954	50.468	25.349	210.647
11.	29'35.406						

2023 FIA-F4 選手権 第3戦&第4戦

FIA-F4 第4戦 決勝

2023 / 6 / 4 :



Full Course 4-Wheels(5,807m)

個別ラップ表

Weather :Sunny

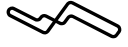
Track :Dry

No	28	Best Time	2'10.265	160.482 km/h
Name	中村 賢明/Y.NAKAMURA	Total Time	28'55.005	11 Laps
Team	トムス フォーミュラカレッジ F110	Average Lap Time	2'39.440	
Type		Today's Rank	19 / 45	
		Today's Top Time	2'08.312	162.925 km/h

Lap	Passing Time	Lap Time	Sec1	Sec2	Sec3	Sec4	km/h
			42.536	23.047	49.507	25.511	215.823
1.	2'20.601						
		2'11.384 (5)	35.971	22.077	49.093	24.243	215.823
2.	4'31.985						
		2'10.773 (2)	36.073	22.029	48.603	24.068	214.244
3.	6'42.758						
		2'28.103 (7)	36.914	25.748	51.857	33.584	171.563
4.	9'10.861						
		3'50.585 (9)	48.123	42.568	1'30.222	49.672	44.611
5.	13'01.446						
		3'54.168 (10)	1'01.422	39.605	1'26.521	46.620	83.578
6.	16'55.614						
		3'15.874 (8)	55.335	33.869	1'19.275	27.395	124.950
7.	20'11.488						
		2'11.020 (4)	36.205	21.879	48.750	24.186	213.204
8.	22'22.508						
		B 2'10.265 (1)	35.591	21.883	48.387	24.404	218.507
9.	24'32.773						
		2'10.847 (3)	36.347	21.683	48.652	24.165	216.889
10.	26'43.620						
		2'11.385 (6)	35.913	22.337	48.493	24.642	217.965
11.	28'55.005						

FIA-F4 第4戦 決勝

2023 / 6 / 4 :



SUZUKA CIRCUIT

個別ラップ表

Weather :Sunny

Full Course 4-Wheels(5,807m)

Track :Dry

No	30	Best Time	2'13.458	156.643 km/h
Name	DRAGON	Total Time	4'38.092	2 Laps
Team	B-MAX TEAM DRAGON	Average Lap Time	2'13.458	
Type		Today's Rank	40 / 45	
		Today's Top Time	2'08.312	162.925 km/h

Lap	Passing Time	Lap Time	Sec1	Sec2	Sec3	Sec4	km/h
1.	2'24.634		44.592	23.512	50.201	26.329	214.768
2.	4'38.092	B 2'13.458 (1)	36.952	22.388	49.334	24.784	211.663



Full Course 4-Wheels(5,807m)

個別ラップ表

Weather :Sunny

Track :Dry

No	31	Best Time	2'09.763	161.103 km/h
Name	平安山 良馬/R.HENZAN	Total Time	28'47.950	11 Laps
Team	ATEAM Buzz Racing	Average Lap Time	2'39.144	
Type		Today's Rank	16 / 45	
		Today's Top Time	2'08.312	162.925 km/h

Lap	Passing Time	Lap Time	Sec1	Sec2	Sec3	Sec4	km/h
			39.830	22.769	49.112	24.794	220.150
1.	2'16.505						
		2'10.546 (6)	36.205	21.676	48.516	24.149	214.244
2.	4'27.051						
		B 2'09.763 (1)	35.804	21.510	48.487	23.962	212.688
3.	6'36.814						
		2'23.576 (7)	35.830	23.567	50.641	33.538	168.599
4.	9'00.390						
		3'50.535 (9)	50.322	42.013	1'29.039	49.161	57.789
5.	12'50.925						
		3'54.125 (10)	1'04.027	37.899	1'27.931	44.268	83.025
6.	16'45.050						
		3'22.164 (8)	58.574	33.460	1'22.012	28.118	94.452
7.	20'07.214						
		2'10.164 (3)	36.135	21.596	48.446	23.987	214.768
8.	22'17.378						
		2'09.843 (2)	36.116	21.538	48.328	23.861	216.355
9.	24'27.221						
		2'10.534 (5)	36.530	21.653	48.433	23.918	213.723
10.	26'37.755						
		2'10.195 (4)	36.077	21.577	48.639	23.902	214.244
11.	28'47.950						



Full Course 4-Wheels(5,807m)

個別ラップ表

Weather :Sunny

Track :Dry

No	32	Best Time	2'10.281	160.462 km/h
Name	井本 大雅/T.IMOTO	Total Time	28'52.280	11 Laps
Team	ATEAM Buzz Racing	Average Lap Time	2'39.335	
Type		Today's Rank	20 / 45	
		Today's Top Time	2'08.312	162.925 km/h

Lap	Passing Time	Lap Time	Sec1	Sec2	Sec3	Sec4	km/h
			41.778	22.520	49.304	25.324	218.507
1.	2'18.926						
		2'10.534 (3)	36.028	21.854	48.467	24.185	216.355
2.	4'29.460						
		2'10.534 (3)	36.028	21.772	48.591	24.143	213.204
3.	6'39.994						
		2'25.503 (7)	36.496	24.165	50.737	34.105	173.254
4.	9'05.497						
		3'50.937 (9)	49.111	42.869	1'29.465	49.492	46.354
5.	12'56.434						
		3'54.677 (10)	1'02.212	39.170	1'27.775	45.520	79.493
6.	16'51.111						
		3'18.563 (8)	56.640	33.440	1'20.516	27.967	108.848
7.	20'09.674						
		2'10.528 (2)	36.077	21.766	48.438	24.247	216.355
8.	22'20.202						
		2'10.923 (6)	36.000	21.862	48.728	24.333	214.244
9.	24'31.125						
		B 2'10.281 (1)	36.017	21.638	48.481	24.145	216.889
10.	26'41.406						
		2'10.874 (5)	36.233	21.879	48.816	23.946	215.294
11.	28'52.280						



Full Course 4-Wheels(5,807m)

個別ラップ表

Weather :Sunny

Track :Dry

No	34	Best Time	2'09.385	161.574 km/h
Name	清水 啓伸/H.SHIMIZU	Total Time	28'47.061	11 Laps
Team	Drago CORSE F110	Average Lap Time	2'39.064	
Type		Today's Rank	11 / 45	
		Today's Top Time	2'08.312	162.925 km/h

Lap	Passing Time	Lap Time	Sec1	Sec2	Sec3	Sec4	km/h
1.	2'16.416		39.522	22.594	49.064	25.236	219.600
2.	4'26.377	2'09.961 (4)	35.980	21.619	48.381	23.981	218.507
3.	6'35.762	B 2'09.385 (1)	35.782	21.515	47.956	24.132	219.600
4.	8'59.693	2'23.931 (7)	36.212	23.949	50.366	33.404	177.814
5.	12'50.482	3'50.789 (9)	50.303	41.672	1'29.291	49.523	54.729
6.	16'44.392	3'53.910 (10)	1'04.044	37.901	1'27.403	44.562	76.383
7.	20'06.813	3'22.421 (8)	58.765	33.408	1'22.101	28.147	95.582
8.	22'16.995	2'10.182 (5)	35.936	21.731	48.444	24.071	215.823
9.	24'26.790	2'09.795 (3)	36.085	21.640	48.190	23.880	218.507
10.	26'36.474	2'09.684 (2)	35.915	21.707	48.176	23.886	217.965
11.	28'47.061	2'10.587 (6)	36.292	21.873	48.471	23.951	220.704



Full Course 4-Wheels(5,807m)

個別ラップ表

Weather :Sunny

Track :Dry

No	35	Best Time	2'09.069	161.969 km/h
Name	中村 仁/J.NAKAMURA	Total Time	28'42.718	11 Laps
Team	TGR-DC RS トムススピリット F4	Average Lap Time	2'39.046	
Type		Today's Rank	5 / 45	
		Today's Top Time	2'08.312	162.925 km/h

Lap	Passing Time	Lap Time	Sec1	Sec2	Sec3	Sec4	km/h
1.	2'12.249		37.860	21.748	48.309	24.332	218.507
2.	4'21.327	2'09.078 (2)	35.937	21.323	48.094	23.724	215.823
3.	6'31.341	2'10.014 (4)	35.836	21.316	48.733	24.129	217.426
4.	8'51.782	2'20.441 (7)	35.665	22.035	49.480	33.261	143.764
5.	12'43.537	3'51.755 (9)	51.880	40.639	1'30.802	48.434	82.402
6.	16'37.773	3'54.236 (10)	1'06.047	37.586	1'27.066	43.537	74.315
7.	20'03.553	3'25.780 (8)	1'00.162	33.908	1'23.275	28.435	79.927
8.	22'13.141	2'09.588 (3)	35.942	21.583	48.298	23.765	215.294
9.	24'23.252	2'10.111 (5)	35.694	21.463	48.991	23.963	212.688
10.	26'32.321	B 2'09.069 (1)	35.595	21.324	48.138	24.012	216.355
11.	28'42.718	2'10.397 (6)	36.329	21.624	48.593	23.851	217.426



Full Course 4-Wheels(5,807m)

個別ラップ表

Weather :Sunny

Track :Dry

No	36	Best Time	2'09.114	161.913 km/h
Name	小林 利徠斗/R.KOBAYASHI	Total Time	28'41.619	11 Laps
Team	TGR-DC RS トムススピリット F4	Average Lap Time	2'38.937	
Type		Today's Rank	6 / 45	
		Today's Top Time	2'08.312	162.925 km/h

Lap	Passing Time	Lap Time	Sec1	Sec2	Sec3	Sec4	km/h
			37.617	21.695	48.363	24.567	220.150
1.	2'12.242						
		2'09.479 (3)	36.299	21.393	48.051	23.736	218.507
2.	4'21.721						
		2'09.315 (2)	35.719	21.408	48.327	23.861	212.688
3.	6'31.036						
		2'19.928 (7)	35.495	21.782	49.564	33.087	144.236
4.	8'50.964						
		3'52.010 (9)	52.187	40.261	1'30.927	48.635	80.959
5.	12'42.974						
		3'54.118 (10)	1'06.046	37.364	1'27.362	43.346	79.421
6.	16'37.092						
		3'26.096 (8)	1'00.218	33.943	1'23.433	28.502	80.587
7.	20'03.188						
		2'09.503 (4)	35.935	21.499	48.231	23.838	218.507
8.	22'12.691						
		B 2'09.114 (1)	35.713	21.411	48.013	23.977	220.150
9.	24'21.805						
		2'10.128 (6)	35.827	21.447	48.083	24.771	221.259
10.	26'31.933						
		2'09.686 (5)	36.030	21.446	48.361	23.849	215.823
11.	28'41.619						



Full Course 4-Wheels(5,807m)

個別ラップ表

Weather :Sunny

Track :Dry

No	37	Best Time	2'09.407	161.546 km/h
Name	佐野 雄城/Y.SANO	Total Time	28'45.961	11 Laps
Team	TGR-DC RS フィールド F4	Average Lap Time	2'39.138	
Type		Today's Rank	12 / 45	
		Today's Top Time	2'08.312	162.925 km/h

Lap	Passing Time	Lap Time	Sec1	Sec2	Sec3	Sec4	km/h
1.	2'14.581		39.006	22.547	49.019	24.009	215.294
		B 2'09.407 (1)	35.891	21.414	48.323	23.779	216.889
2.	4'23.988	2'10.838 (6)	35.748	21.578	49.461	24.051	214.768
3.	6'34.826	2'21.616 (7)	35.545	22.999	50.190	32.882	173.597
4.	8'56.442	3'50.740 (9)	50.960	41.252	1'30.025	48.503	65.406
5.	12'47.182	3'54.557 (10)	1'05.148	37.814	1'27.133	44.462	72.356
6.	16'41.739	3'23.872 (8)	59.589	33.353	1'22.414	28.516	87.403
7.	20'05.611	2'09.885 (3)	35.978	21.759	48.226	23.922	216.355
8.	22'15.496	2'10.004 (4)	35.714	21.611	48.476	24.203	216.355
9.	24'25.500	2'09.697 (2)	35.964	21.580	48.241	23.912	218.507
10.	26'35.197	2'10.764 (5)	36.758	21.694	48.413	23.899	215.823
11.	28'45.961						



Full Course 4-Wheels(5,807m)

個別ラップ表

Weather :Sunny

Track :Dry

No	38	Best Time	2'09.167	161.846 km/h
Name	奥本 隼士/S.OKUMOTO	Total Time	28'43.451	11 Laps
Team	TGR-DC RS フィールド F4	Average Lap Time	2'39.011	
Type		Today's Rank	7 / 45	
		Today's Top Time	2'08.312	162.925 km/h

Lap	Passing Time	Lap Time	Sec1	Sec2	Sec3	Sec4	km/h
1.	2'13.333		38.561	21.794	48.598	24.380	215.823
2.	4'22.875	2'09.542 (2)	35.895	21.527	48.224	23.896	216.355
3.	6'32.042	B 2'09.167 (1)	35.756	21.412	48.250	23.749	215.823
4.	8'53.895	2'21.853 (7)	35.859	22.876	50.356	32.762	173.597
5.	12'44.834	3'50.939 (9)	51.327	40.670	1'30.317	48.625	77.188
6.	16'38.709	3'53.875 (10)	1'05.683	37.780	1'27.182	43.230	82.712
7.	20'04.544	3'25.835 (8)	1'00.184	34.114	1'22.770	28.767	73.568
8.	22'14.307	2'09.763 (4)	35.890	21.581	48.347	23.945	214.768
9.	24'24.095	2'09.788 (5)	35.825	21.453	48.323	24.187	216.355
10.	26'33.641	2'09.546 (3)	35.708	21.553	48.434	23.851	214.768
11.	28'43.451	2'09.810 (6)	35.810	21.549	48.548	23.903	215.823

2023 FIA-F4 選手権 第3戦&第4戦

FIA-F4 第4戦 決勝

2023 / 6 / 4 :



Full Course 4-Wheels(5,807m)

個別ラップ表

Weather :Sunny

Track :Dry

No	41	Best Time	2'13.944	156.074 km/h
Name	青合 正博/M.AOAI	Total Time	29'19.030	11 Laps
Team	Racing TEAM HERO'S	Average Lap Time	2'40.858	
Type		Today's Rank	41 / 45	
		Today's Top Time	2'08.312	162.925 km/h

Lap	Passing Time	Lap Time	Sec1	Sec2	Sec3	Sec4	km/h
			49.885	24.194	50.882	25.482	210.144
1.	2'30.443						
		2'15.503 (6)	37.578	23.007	50.017	24.901	210.647
2.	4'45.946						
		2'15.455 (5)	37.585	22.712	49.604	25.554	209.143
3.	7'01.401						
		2'35.376 (7)	39.319	24.487	51.415	40.155	177.097
4.	9'36.777						
		3'43.996 (9)	46.106	36.229	1'34.016	47.645	41.028
5.	13'20.773						
		3'50.874 (10)	1'00.768	36.289	1'28.627	45.190	110.352
6.	17'11.647						
		3'09.094 (8)	53.807	34.580	1'11.921	28.786	118.383
7.	20'20.741						
		2'14.135 (2)	37.294	22.679	49.391	24.771	211.663
8.	22'34.876						
		2'15.158 (4)	37.073	23.034	49.671	25.380	213.204
9.	24'50.034						
		2'15.052 (3)	37.718	22.749	49.665	24.920	211.154
10.	27'05.086						
		B 2'13.944 (1)	36.950	22.707	49.651	24.636	211.154
11.	29'19.030						



Full Course 4-Wheels(5,807m)

個別ラップ表

Weather :Sunny

Track :Dry

No	45	Best Time	2'08.997	162.060 km/h
Name	大宮 賢人/K.OMIYA	Total Time	28'44.659	11 Laps
Team	PONOS F110	Average Lap Time	2'39.123	
Type		Today's Rank	4 / 45	
		Today's Top Time	2'08.312	162.925 km/h

Lap	Passing Time	Lap Time	Sec1	Sec2	Sec3	Sec4	km/h
1.	2'13.428		38.296	22.435	48.610	24.087	214.768
2.	4'23.572	2'10.144 (5)	36.077	21.612	48.609	23.846	214.244
3.	6'32.569	B 2'08.997 (1)	35.510	21.446	48.226	23.815	215.823
4.	8'54.453	2'21.884 (7)	35.586	23.291	50.407	32.600	181.488
5.	12'45.526	3'51.073 (9)	51.671	40.452	1'30.620	48.330	66.244
6.	16'39.720	3'54.194 (10)	1'05.765	37.866	1'26.943	43.620	74.189
7.	20'04.989	3'25.269 (8)	59.813	33.931	1'22.679	28.846	75.399
8.	22'14.541	2'09.552 (2)	35.780	21.581	48.357	23.834	216.889
9.	24'24.220	2'09.679 (4)	35.957	21.457	48.394	23.871	216.889
10.	26'34.991	2'10.771 (6)	36.515	21.468	48.196	24.592	217.965
11.	28'44.659	2'09.668 (3)	35.999	21.428	48.330	23.911	215.823



Full Course 4-Wheels(5,807m)

個別ラップ表

Weather :Sunny

Track :Dry

No	46	Best Time	2'10.474	160.225 km/h
Name	徳升 広平/K.TOKUMASU	Total Time	28'53.773	11 Laps
Team	フジタ薬局アポロ電工M.T	Average Lap Time	2'39.413	
Type		Today's Rank	23 / 45	
		Today's Top Time	2'08.312	162.925 km/h

Lap	Passing Time	Lap Time	Sec1	Sec2	Sec3	Sec4	km/h
1.	2'19.641		41.806	22.868	49.467	25.500	219.052
2.	4'30.115	B 2'10.474 (1)	36.030	21.894	48.376	24.174	217.965
3.	6'40.864	2'10.749 (4)	35.967	21.876	48.723	24.183	215.294
4.	9'07.766	2'26.902 (7)	36.646	24.914	50.765	34.577	202.864
5.	12'58.447	3'50.681 (9)	48.441	43.148	1'29.063	50.029	45.655
6.	16'52.937	3'54.490 (10)	1'01.752	39.908	1'26.628	46.202	78.922
7.	20'10.283	3'17.346 (8)	55.899	33.978	1'19.691	27.778	111.049
8.	22'20.805	2'10.522 (2)	36.186	21.805	48.547	23.984	216.889
9.	24'31.687	2'10.882 (5)	35.975	21.878	48.647	24.382	218.507
10.	26'42.274	2'10.587 (3)	36.049	21.681	48.448	24.409	219.052
11.	28'53.773	2'11.499 (6)	36.150	22.361	48.564	24.424	216.355

2023 FIA-F4 選手権 第3戦&第4戦

FIA-F4 第4戦 決勝

2023 / 6 / 4 :



Full Course 4-Wheels(5,807m)

個別ラップ表

Weather :Sunny

Track :Dry

No	48	Best Time	2'10.831	159.788 km/h
Name	堀尾 風允/F.HORIO	Total Time	28'56.964	11 Laps
Team	MOST-HM Racing F4	Average Lap Time	2'39.577	
Type		Today's Rank	28 / 45	
		Today's Top Time	2'08.312	162.925 km/h

Lap	Passing Time	Lap Time	Sec1	Sec2	Sec3	Sec4	km/h
			43.152	23.128	49.782	25.127	212.174
1.	2'21.189						
		2'11.696 (6)	36.461	22.062	48.964	24.209	213.204
2.	4'32.885						
		2'11.239 (4)	35.990	22.004	48.919	24.326	213.204
3.	6'44.124						
		2'29.816 (7)	37.298	26.450	52.983	33.085	150.669
4.	9'13.940						
		3'50.945 (9)	47.782	42.408	1'29.991	50.764	37.458
5.	13'04.885						
		3'53.237 (10)	59.957	40.230	1'27.181	45.869	91.026
6.	16'58.122						
		3'14.362 (8)	55.046	34.055	1'18.145	27.116	125.845
7.	20'12.484						
		2'11.553 (5)	36.285	22.269	48.729	24.270	215.294
8.	22'24.037						
		2'10.973 (2)	35.977	22.077	48.828	24.091	213.204
9.	24'35.010						
		B 2'10.831 (1)	36.012	22.107	48.723	23.989	213.723
10.	26'45.841						
		2'11.123 (3)	35.944	22.009	49.128	24.042	214.244
11.	28'56.964						

2023 FIA-F4 選手権 第3戦&第4戦

FIA-F4 第4戦 決勝

2023 / 6 / 4 :



Full Course 4-Wheels(5,807m)

個別ラップ表

Weather :Sunny

Track :Dry

No	49	Best Time	2'12.228	158.100 km/h
Name	大川 文誠/B.OKAWA	Total Time	29'09.408	11 Laps
Team	私立うらめし学園withイーグルスポーツ	Average Lap Time	2'40.200	
Type		Today's Rank	36 / 45	
		Today's Top Time	2'08.312	162.925 km/h

Lap	Passing Time	Lap Time	Sec1	Sec2	Sec3	Sec4	km/h
1.	2'27.401		46.421	23.649	50.813	26.518	213.204
2.	4'43.290	2'15.889 (6)	38.577	22.708	49.285	25.319	215.294
3.	6'57.156	2'13.866 (5)	36.593	22.443	49.174	25.656	214.768
4.	9'33.631	2'36.475 (7)	38.971	23.986	53.782	39.736	166.364
5.	13'18.539	3'44.908 (9)	45.774	36.578	1'33.657	48.899	42.661
6.	17'09.248	3'50.709 (10)	59.861	37.587	1'28.247	45.014	128.234
7.	20'17.831	3'08.583 (8)	53.962	34.940	1'12.526	27.155	131.300
8.	22'31.311	2'13.480 (4)	37.012	22.280	49.178	25.010	214.244
9.	24'44.257	2'12.946 (3)	36.549	22.456	49.196	24.745	213.723
10.	26'56.485	B 2'12.228 (1)	36.566	22.332	48.990	24.340	216.355
11.	29'09.408	2'12.923 (2)	36.851	22.348	49.428	24.296	214.768



Full Course 4-Wheels(5,807m)

個別ラップ表

Weather :Sunny

Track :Dry

No	55	Best Time	2'12.738	157.492 km/h
Name	KENTARO	Total Time	24'42.413	9 Laps
Team	Baum Field F4	Average Lap Time	2'46.903	
Type		Today's Rank	39 / 45	
		Today's Top Time	2'08.312	162.925 km/h

Lap	Passing Time	Lap Time	Sec1	Sec2	Sec3	Sec4	km/h
			46.663	23.705	50.236	26.578	214.768
1.	2'27.182						
		2'14.445 (3)	37.386	22.365	49.379	25.315	211.663
2.	4'41.627						
		2'14.907 (4)	36.485	22.199	49.026	27.197	212.174
3.	6'56.534						
		2'33.296 (5)	37.929	23.927	52.460	38.980	170.563
4.	9'29.830						
		3'45.572 (7)	44.280	39.553	1'31.297	50.442	36.846
5.	13'15.402						
		3'51.049 (8)	1'00.177	37.268	1'26.794	46.810	104.447
6.	17'06.451						
		3'09.670 (6)	54.297	34.805	1'13.179	27.389	127.120
7.	20'16.121						
		2'13.554 (2)	36.622	22.439	49.354	25.139	215.823
8.	22'29.675						
		B 2'12.738 (1)	36.630	22.540	49.331	24.237	210.647
9.	24'42.413						



Full Course 4-Wheels(5,807m)

個別ラップ表

Weather :Sunny

Track :Dry

No	62	Best Time	2'09.577	161.334 km/h
Name	佐藤 樹/I.SATO	Total Time	28'46.675	11 Laps
Team	HELM MOTORSPORTS F110	Average Lap Time	2'39.107	
Type		Today's Rank	15 / 45	
		Today's Top Time	2'08.312	162.925 km/h

Lap	Passing Time	Lap Time	Sec1	Sec2	Sec3	Sec4	km/h
1.	2'15.596		38.736	22.598	49.623	24.639	213.723
2.	4'25.326	2'09.730 (3)	35.794	21.522	48.551	23.863	212.688
3.	6'35.644	2'10.318 (4)	35.607	21.416	48.493	24.802	211.154
4.	8'58.294	2'22.650 (7)	36.062	23.353	49.910	33.325	178.900
5.	12'49.257	3'50.963 (9)	50.642	41.504	1'29.540	49.277	56.452
6.	16'43.181	3'53.924 (10)	1'04.467	37.793	1'27.302	44.362	72.475
7.	20'06.371	3'23.190 (8)	59.124	33.154	1'22.539	28.373	96.422
8.	22'16.693	2'10.322 (5)	36.010	21.722	48.575	24.015	213.204
9.	24'26.375	2'09.682 (2)	35.913	21.469	48.369	23.931	213.204
10.	26'35.952	B 2'09.577 (1)	35.820	21.485	48.381	23.891	216.355
11.	28'46.675	2'10.723 (6)	36.505	21.903	48.521	23.794	216.889



Full Course 4-Wheels(5,807m)

個別ラップ表

Weather :Sunny

Track :Dry

No	63	Best Time	2'11.088	159.475 km/h
Name	鳥羽 豊/Y.TORIBA	Total Time	29'05.516	11 Laps
Team	HELM MOTORSPORTS F110	Average Lap Time	2'39.850	
Type		Today's Rank	29 / 45	
		Today's Top Time	2'08.312	162.925 km/h

Lap	Passing Time	Lap Time	Sec1	Sec2	Sec3	Sec4	km/h
			46.911	23.856	49.905	26.338	213.723
1.	2'27.010						
		2'15.295 (6)	38.324	22.359	48.983	25.629	217.426
2.	4'42.305						
		2'14.069 (5)	36.238	22.069	48.720	27.042	214.768
3.	6'56.374						
		2'34.454 (7)	38.572	24.272	53.183	38.427	206.682
4.	9'30.828						
		3'45.420 (9)	43.706	39.864	1'32.448	49.402	40.018
5.	13'16.248						
		3'51.169 (10)	59.953	37.327	1'26.771	47.118	111.190
6.	17'07.417						
		3'09.101 (8)	53.937	34.477	1'13.452	27.235	132.689
7.	20'16.518						
		2'13.721 (4)	37.683	22.307	48.961	24.770	215.294
8.	22'30.239						
		2'12.591 (3)	36.796	22.222	49.134	24.439	215.823
9.	24'42.830						
		B 2'11.088 (1)	36.228	21.877	49.006	23.977	213.723
10.	26'53.918						
		2'11.598 (2)	36.132	21.954	49.015	24.497	218.507
11.	29'05.516						



Full Course 4-Wheels(5,807m)

個別ラップ表

Weather :Sunny

Track :Dry

No	71	Best Time	2'11.653	158.790 km/h
Name	大山 正芳/M.OYAMA	Total Time	29'05.334	11 Laps
Team	ダイワ N通商 AKILAND F110	Average Lap Time	2'39.836	
Type		Today's Rank	33 / 45	
		Today's Top Time	2'08.312	162.925 km/h

Lap	Passing Time	Lap Time	Sec1	Sec2	Sec3	Sec4	km/h
			45.937	23.745	50.228	27.058	216.355
1.	2'26.968						
		2'13.017 (4)	36.756	22.401	49.261	24.599	216.355
2.	4'39.985						
		2'14.714 (6)	36.573	22.441	49.281	26.419	214.768
3.	6'54.699						
		2'31.722 (7)	36.655	23.716	52.745	38.606	166.049
4.	9'26.421						
		3'44.401 (9)	42.282	40.258	1'32.920	48.941	39.657
5.	13'10.822						
		3'52.475 (10)	1'00.285	38.596	1'27.065	46.529	114.974
6.	17'03.297						
		3'11.746 (8)	54.447	34.503	1'15.218	27.578	132.289
7.	20'15.043						
		2'13.587 (5)	36.818	22.690	49.458	24.621	214.768
8.	22'28.630						
		B 2'11.653 (1)	36.298	22.014	48.837	24.504	216.889
9.	24'40.283						
		2'12.232 (2)	36.659	22.314	49.020	24.239	217.426
10.	26'52.515						
		2'12.819 (3)	36.872	22.212	49.288	24.447	216.355
11.	29'05.334						



Full Course 4-Wheels(5,807m)

個別ラップ表

Weather :Sunny

Track :Dry

No	77	Best Time	2'09.461	161.479 km/h
Name	小松 響/H.KOMATSU	Total Time	28'48.270	11 Laps
Team	WARMTECH Skill Speed	Average Lap Time	2'39.051	
Type		Today's Rank	14 / 45	
		Today's Top Time	2'08.312	162.925 km/h

Lap	Passing Time	Lap Time	Sec1	Sec2	Sec3	Sec4	km/h
1.	2'17.753		41.249	22.610	49.531	24.363	216.889
2.	4'28.082	2'10.329 (4)	36.121	21.758	48.412	24.038	217.965
3.	6'38.615	2'10.533 (5)	36.301	21.718	48.393	24.121	217.965
4.	9'02.952	2'24.337 (7)	36.395	23.374	50.477	34.091	157.986
5.	12'53.779	3'50.827 (9)	49.517	42.837	1'28.875	49.598	51.823
6.	16'48.320	3'54.541 (10)	1'02.626	38.782	1'27.980	45.153	88.016
7.	20'08.329	3'20.009 (8)	57.265	33.550	1'21.164	28.030	101.198
8.	22'18.884	2'10.555 (6)	36.128	21.944	48.468	24.015	220.150
9.	24'29.067	2'10.183 (3)	36.020	21.740	48.143	24.280	220.150
10.	26'38.528	B 2'09.461 (1)	35.961	21.507	48.231	23.762	216.355
11.	28'48.270	2'09.742 (2)	35.956	21.566	48.475	23.745	217.426

2023 FIA-F4 選手権 第3戦&第4戦

FIA-F4 第4戦 決勝

2023 / 6 / 4 :



Full Course 4-Wheels(5,807m)

個別ラップ表

Weather :Sunny

Track :Dry

No	78	Best Time	2'11.452	159.033 km/h
Name	小野 陽平/Y.ONO	Total Time	29'00.452	11 Laps
Team	Reversal Spirit	Average Lap Time	2'39.728	
Type		Today's Rank	31 / 45	
		Today's Top Time	2'08.312	162.925 km/h

Lap	Passing Time	Lap Time	Sec1	Sec2	Sec3	Sec4	km/h
1.	2'23.164		44.212	23.692	49.960	25.300	216.889
2.	4'35.497	2'12.333 (6)	36.506	22.065	49.538	24.224	211.663
3.	6'47.237	2'11.740 (3)	36.091	22.071	49.214	24.364	213.204
4.	9'15.032	2'27.795 (7)	36.433	25.335	53.364	32.663	158.556
5.	13'06.120	3'51.088 (9)	48.134	41.876	1'30.806	50.272	33.811
6.	16'59.476	3'53.356 (10)	59.765	39.935	1'27.001	46.655	95.065
7.	20'13.134	3'13.658 (8)	54.603	33.888	1'17.795	27.372	129.941
8.	22'25.359	2'12.225 (5)	36.259	22.201	49.451	24.314	211.663
9.	24'36.971	2'11.612 (2)	36.059	21.902	49.393	24.258	212.174
10.	26'48.423	B 2'11.452 (1)	36.262	21.848	49.131	24.211	213.204
11.	29'00.452	2'12.029 (4)	36.411	21.995	49.333	24.290	212.174

2023 FIA-F4 選手権 第3戦&第4戦

FIA-F4 第4戦 決勝

2023 / 6 / 4 :



Full Course 4-Wheels(5,807m)

個別ラップ表

Weather :Sunny

Track :Dry

No	80	Best Time	2'10.610	160.058 km/h
Name	野澤 勇翔/Y.NOZAWA	Total Time	28'54.629	11 Laps
Team	OTG DL F4CHALLENGE	Average Lap Time	2'39.451	
Type		Today's Rank	26 / 45	
		Today's Top Time	2'08.312	162.925 km/h

Lap	Passing Time	Lap Time	Sec1	Sec2	Sec3	Sec4	km/h
1.	2'20.114		42.253	23.000	49.409	25.452	218.507
2.	4'31.668	2'11.554 (6)	36.269	21.947	49.041	24.297	217.965
3.	6'42.360	2'10.692 (4)	36.196	21.828	48.476	24.192	216.889
4.	9'10.292	2'27.932 (7)	36.782	25.645	51.904	33.601	170.563
5.	13'00.880	3'50.588 (9)	47.883	42.853	1'29.848	50.004	42.414
6.	16'55.092	3'54.212 (10)	1'01.498	39.558	1'26.630	46.526	83.498
7.	20'11.197	3'16.105 (8)	55.301	33.783	1'19.442	27.579	126.571
8.	22'21.852	2'10.655 (3)	36.199	21.856	48.446	24.154	218.507
9.	24'32.462	B 2'10.610 (1)	36.009	21.769	48.546	24.286	217.426
10.	26'43.115	2'10.653 (2)	36.409	21.668	48.497	24.079	217.426
11.	28'54.629	2'11.514 (5)	36.158	22.127	48.904	24.325	214.768



Full Course 4-Wheels(5,807m)

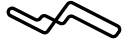
個別ラップ表

Weather :Sunny

Track :Dry

No	81	Best Time	2'09.381	161.579 km/h
Name	ト部 和久/K.URABE	Total Time	28'45.090	11 Laps
Team	BJ Racing F110	Average Lap Time	2'38.989	
Type		Today's Rank	10 / 45	
		Today's Top Time	2'08.312	162.925 km/h

Lap	Passing Time	Lap Time	Sec1	Sec2	Sec3	Sec4	km/h
1.	2'15.195		39.262	22.502	49.200	24.231	217.965
2.	4'24.580	2'09.385 (2)	35.844	21.511	48.167	23.863	215.823
3.	6'33.961	B 2'09.381 (1)	35.790	21.525	48.352	23.714	213.204
4.	8'55.498	2'21.537 (7)	35.770	22.733	50.216	32.818	174.980
5.	12'46.373	3'50.875 (9)	51.162	40.579	1'30.791	48.343	65.163
6.	16'40.682	3'54.309 (10)	1'05.333	37.911	1'27.026	44.039	70.782
7.	20'05.328	3'24.646 (8)	59.516	33.749	1'22.770	28.611	89.268
8.	22'14.918	2'09.590 (3)	35.976	21.620	48.145	23.849	217.426
9.	24'24.559	2'09.641 (4)	35.943	21.549	48.111	24.038	220.150
10.	26'35.052	2'10.493 (6)	36.543	21.644	48.174	24.132	217.965
11.	28'45.090	2'10.038 (5)	36.589	21.508	48.192	23.749	216.355



SUZUKA CIRCUIT

個別ラップ表

Weather :Sunny

Full Course 4-Wheels(5,807m)

Track :Dry

No	86	Best Time	2'12.458	157.825 km/h
Name	大阪 八郎/H.OSAKA	Total Time	29'08.866	11 Laps
Team	Dr.Dry F110	Average Lap Time	2'40.198	
Type		Today's Rank	38 / 45	
		Today's Top Time	2'08.312	162.925 km/h

Lap	Passing Time	Lap Time	Sec1	Sec2	Sec3	Sec4	km/h
			43.900	23.502	50.075	29.407	217.426
1.	2'26.884						
		2'15.889 (6)	38.771	22.564	49.414	25.140	214.244
2.	4'42.773						
		2'13.958 (5)	36.706	22.474	49.114	25.664	213.204
3.	6'56.731						
		2'35.897 (7)	38.819	24.113	53.683	39.282	169.575
4.	9'32.628						
		3'44.335 (9)	46.080	36.297	1'33.032	48.926	41.104
5.	13'16.963						
		3'50.948 (10)	59.793	37.741	1'27.571	45.843	123.544
6.	17'07.911						
		3'09.239 (8)	54.054	34.756	1'12.802	27.627	133.091
7.	20'17.150						
		2'12.769 (3)	36.767	22.219	48.960	24.823	215.294
8.	22'29.919						
		2'13.795 (4)	36.970	22.936	48.974	24.915	215.294
9.	24'43.714						
		B 2'12.458 (1)	36.706	22.474	48.918	24.360	213.723
10.	26'56.172						
		2'12.694 (2)	36.820	22.214	49.300	24.360	212.688
11.	29'08.866						



Full Course 4-Wheels(5,807m)

個別ラップ表

Weather :Sunny

Track :Dry

No	87	Best Time	2'10.424	160.286 km/h
Name	下野 璃央/R.SHIMONO	Total Time	28'51.812	11 Laps
Team	Dr.Dry F110	Average Lap Time	2'39.361	
Type		Today's Rank	21 / 45	
		Today's Top Time	2'08.312	162.925 km/h

Lap	Passing Time	Lap Time	Sec1	Sec2	Sec3	Sec4	km/h
			40.672	22.612	49.376	25.540	210.647
1.	2'18.200						
		2'10.926 (6)	36.438	21.901	48.475	24.112	216.355
2.	4'29.126						
		2'10.574 (2)	36.030	21.861	48.699	23.984	213.204
3.	6'39.700						
		2'25.039 (7)	36.309	24.067	50.677	33.986	178.537
4.	9'04.739						
		3'50.974 (9)	48.884	43.033	1'29.135	49.922	50.309
5.	12'55.713						
		3'54.627 (10)	1'02.418	39.245	1'27.326	45.638	80.440
6.	16'50.340						
		3'18.868 (8)	56.833	33.555	1'20.376	28.104	102.140
7.	20'09.208						
		2'10.710 (3)	36.040	21.880	48.752	24.038	215.294
8.	22'19.918						
		2'10.717 (4)	36.039	21.937	48.761	23.980	213.204
9.	24'30.635						
		B 2'10.424 (1)	36.004	21.865	48.517	24.038	215.823
10.	26'41.059						
		2'10.753 (5)	36.276	21.899	48.636	23.942	217.426
11.	28'51.812						



Full Course 4-Wheels(5,807m)

個別ラップ表

Weather :Sunny

Track :Dry

No	88	Best Time	2'09.282	161.702 km/h
Name	荒川 麟/R.ARAKAWA	Total Time	28'42.394	11 Laps
Team	Dr.Dry F110	Average Lap Time	2'39.091	
Type		Today's Rank	9 / 45	
		Today's Top Time	2'08.312	162.925 km/h

Lap	Passing Time	Lap Time	Sec1	Sec2	Sec3	Sec4	km/h
1.	2'11.481		37.316	21.720	48.452	23.993	214.768
2.	4'20.919	2'09.438 (4)	35.788	21.562	48.269	23.819	213.723
3.	6'30.235	2'09.316 (2)	35.805	21.476	48.303	23.732	212.688
4.	8'50.501	2'20.266 (7)	35.591	21.977	49.594	33.104	149.134
5.	12'42.434	3'51.933 (9)	52.071	40.398	1'30.756	48.708	82.712
6.	16'36.660	3'54.226 (10)	1'06.110	37.460	1'27.380	43.276	83.182
7.	20'02.852	3'26.192 (8)	1'00.267	33.947	1'23.393	28.585	80.073
8.	22'12.190	2'09.338 (3)	35.908	21.498	48.191	23.741	215.823
9.	24'21.472	B 2'09.282 (1)	35.698	21.492	48.249	23.843	215.294
10.	26'32.145	2'10.673 (6)	35.756	21.495	48.431	24.991	214.244
11.	28'42.394	2'10.249 (5)	36.196	21.663	48.476	23.914	215.823

2023 FIA-F4 選手権 第3戦&第4戦

FIA-F4 第4戦 決勝

2023 / 6 / 4 :



Full Course 4-Wheels(5,807m)

個別ラップ表

Weather :Sunny

Track :Dry

No	96	Best Time	2'11.684	158.753 km/h
Name	齋藤 真紀雄/M.SAITO	Total Time	29'01.882	11 Laps
Team	CSマーケティングAKILANDF110	Average Lap Time	2'39.958	
Type		Today's Rank	34 / 45	
		Today's Top Time	2'08.312	162.925 km/h

Lap	Passing Time	Lap Time	Sec1	Sec2	Sec3	Sec4	km/h
			43.703	23.272	50.158	25.169	217.426
1.	2'22.302		36.514	22.252	49.060	24.482	211.663
2.	4'34.610	2'12.308 (4)	36.599	22.125	49.017	25.018	210.647
3.	6'47.369	2'12.759 (6)	37.652	26.346	53.557	37.738	164.803
4.	9'22.662	2'35.293 (7)	41.940	41.769	1'31.269	50.127	40.856
5.	13'07.767	3'45.105 (9)	59.988	39.414	1'26.219	48.068	99.254
6.	17'01.456	3'53.689 (10)	53.744	34.540	1'16.283	27.654	134.107
7.	20'13.677	3'12.221 (8)	36.671	22.161	48.848	24.603	213.204
8.	22'25.960	2'12.283 (3)	36.525	22.083	48.900	24.376	211.663
9.	24'37.844	2'11.884 (2)	36.398	22.026	49.092	24.838	212.688
10.	26'50.198	2'12.354 (5)	36.364	21.885	49.051	24.384	212.174
11.	29'01.882	B 2'11.684 (1)					



Full Course 4-Wheels(5,807m)

個別ラップ表

Weather :Sunny

Track :Dry

No	97	Best Time	2'10.438	160.269 km/h
Name	辻本 始温/S.TSUJIMOTO	Total Time	28'52.607	11 Laps
Team	BJ Racing F110	Average Lap Time	2'39.339	
Type		Today's Rank	22 / 45	
		Today's Top Time	2'08.312	162.925 km/h

Lap	Passing Time	Lap Time	Sec1	Sec2	Sec3	Sec4	km/h
1.	2'19.208		41.586	22.478	49.934	25.210	217.426
2.	4'29.852	2'10.644 (4)	36.290	21.746	48.436	24.172	217.965
3.	6'40.460	2'10.608 (3)	36.036	21.805	48.517	24.250	218.507
4.	9'06.424	2'25.964 (7)	36.429	24.411	50.710	34.414	163.881
5.	12'56.942	3'50.518 (9)	48.738	42.824	1'29.635	49.321	45.442
6.	16'51.839	3'54.897 (10)	1'02.117	39.422	1'27.540	45.818	78.011
7.	20'09.962	3'18.123 (8)	56.456	33.438	1'20.543	27.686	109.800
8.	22'20.566	2'10.604 (2)	36.254	21.857	48.319	24.174	218.507
9.	24'31.459	2'10.893 (6)	35.997	21.888	48.585	24.423	220.150
10.	26'41.897	B 2'10.438 (1)	36.030	21.678	48.444	24.286	220.150
11.	28'52.607	2'10.710 (5)	36.125	21.868	48.752	23.965	219.052

2023 FIA-F4 選手権 第3戦&第4戦

FIA-F4 第4戦 決勝

2023 / 6 / 4 :



Full Course 4-Wheels(5,807m)

個別ラップ表

Weather :Sunny

Track :Dry

No	98	Best Time	2'09.808	161.047 km/h
Name	三島 優輝/Y.MISHIMA	Total Time	28'50.485	11 Laps
Team	BJ Racing F110	Average Lap Time	2'39.206	
Type		Today's Rank	17 / 45	
		Today's Top Time	2'08.312	162.925 km/h

Lap	Passing Time	Lap Time	Sec1	Sec2	Sec3	Sec4	km/h
			40.980	22.537	49.252	25.647	219.600
1.	2'18.416						
		2'10.366 (4)	35.997	21.723	48.606	24.040	216.889
2.	4'28.782						
		2'10.360 (3)	36.166	21.793	48.443	23.958	217.426
3.	6'39.142						
		2'24.640 (7)	36.489	23.525	50.778	33.848	176.032
4.	9'03.782						
		3'51.321 (9)	49.308	42.989	1'28.840	50.184	51.823
5.	12'55.103						
		3'54.297 (10)	1'02.157	39.257	1'27.497	45.386	81.033
6.	16'49.400						
		3'19.272 (8)	56.996	33.555	1'20.808	27.913	100.160
7.	20'08.672						
		2'10.792 (5)	36.218	22.069	48.515	23.990	217.426
8.	22'19.464						
		2'10.271 (2)	36.050	21.806	48.351	24.064	217.965
9.	24'29.735						
		2'10.942 (6)	36.348	21.912	48.341	24.341	221.259
10.	26'40.677						
		B 2'09.808 (1)	36.016	21.684	48.302	23.806	217.965
11.	28'50.485						