



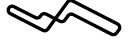
MFJ承認競技会
FUN&RUN! 2-Wheels



2023 FUN&RUN 2-Wheels (鈴鹿サーキット東コース)

NEO STANDARD_Ninja250R/YZF-R25 公式予選

2023 / 6 / 17 :



SUZUKA CIRCUIT

個別ラップ表

Weather :Fine

East Course(2,243m)

Track :Dry

No	4	Best Time	1'05.857	122.611 km/h
Name	池田/平井	Total Time	15'01.885	12 Laps
Team	立秋モーター&Tela Design	Average Lap Time	1'15.024	
Type	Kawasaki/Ninja250	Today's Rank	9 / 16	
		Today's Top Time	1'02.959	128.255 km/h

No	4 (Driver1)	Best Time	km/h
Name	池田 貴彦	Total Time	Laps
Team	立秋モーター&Tela Design	Average Lap Time	
Type	Kawasaki/Ninja250	Today's Rank	
		Today's Top Time	km/h

No	4 (Driver2)	Best Time	km/h
Name	平井 善隆	Total Time	Laps
Team	立秋モーター&Tela Design	Average Lap Time	
Type	Kawasaki/Ninja250	Today's Rank	
		Today's Top Time	km/h

Lap	Passing Time	Lap Time	Sec1	Sec2	Sec3	km/h	Driver No
				21.024			0
1.	1'16.614						0
2.	2'25.458	1'08.844 (9)	48.715	20.129			0
3.	3'31.763	1'06.305 (3)	46.960	19.345			0
4.	4'38.704	1'06.941 (5)	47.538	19.403			0
5.	5'44.851	1'06.147 (2)	46.680	19.467			0
6.	6'50.708	B 1'05.857 (1)	46.721	19.136			0
7.	8'12.981	1'22.273 (10)	47.068	35.205			0
		Pit					
8.	10'31.342	2'18.361 (11)	1'58.028	20.333			0
9.	11'39.225	1'07.883 (7)	48.100	19.783			0
10.	12'46.464	1'07.239 (6)	47.591	19.648			0
11.	13'53.203	1'06.739 (4)	47.507	19.232			0
12.	15'01.885	1'08.682 (8)	47.911	20.771			0



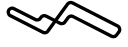
MFJ承認競技会
FUN&RUN! 2-Wheels



2023 FUN&RUN 2-Wheels (鈴鹿サーキット東コース)

NEO STANDARD_Ninja250R/YZF-R25 公式予選

2023 / 6 / 17 :



SUZUKA CIRCUIT

個別ラップ表

Weather :Fine

East Course(2,243m)

Track :Dry

No	7	Best Time	1'05.959	122.422 km/h
Name	向井	Total Time	15'42.748	14 Laps
Team	Street ROCKET/オートサービスマカイ	Average Lap Time	1'06.921	
Type	Kawasaki/Ninja250R	Today's Rank	11 / 16	
		Today's Top Time	1'02.959	128.255 km/h

No	7 (Driver1)	Best Time	km/h
Name	向井 丈人	Total Time	Laps
Team	Street ROCKET/オートサービスマカイ	Average Lap Time	
Type	Kawasaki/Ninja250R	Today's Rank	
		Today's Top Time	km/h

Lap	Passing Time	Lap Time	Sec1	Sec2	Sec3	km/h
				21.002		
1.	1'12.769					
2.	2'21.112	1'08.343 (13)	48.517	19.826		
3.	3'28.793	1'07.681 (11)	47.952	19.729		
4.	4'35.588	1'06.795 (7)	47.210	19.585		
5.	5'42.403	1'06.815 (8)	47.399	19.416		
6.	6'49.262	1'06.859 (9)	47.317	19.542		
7.	7'55.840	1'06.578 (4)	47.151	19.427		
8.	9'02.075	1'06.235 (2)	47.011	19.224		
9.	10'08.442	1'06.367 (3)	46.751	19.616		
10.	11'15.090	1'06.648 (6)	47.086	19.562		
11.	12'21.049	B 1'05.959 (1)	46.608	19.351		
12.	13'27.639	1'06.590 (5)	46.894	19.696		
13.	14'34.796	1'07.157 (10)	47.414	19.743		
14.	15'42.748	1'07.952 (12)	48.039	19.913		



MFJ承認競技会
FUN&RUN! 2-Wheels



2023 FUN&RUN 2-Wheels (鈴鹿サーキット東コース)

NEO STANDARD_Ninja250R/YZF-R25 公式予選

2023 / 6 / 17 :



SUZUKA CIRCUIT

個別ラップ表

Weather :Fine

East Course(2,243m)

Track :Dry

No	12	Best Time	1'08.686	117.561 km/h
Name	郡山/森島	Total Time	15'01.875	12 Laps
Team	HRTS with SHIMA	Average Lap Time	1'14.803	
Type	Kawasaki/Ninja250R	Today's Rank	15 / 16	
		Today's Top Time	1'02.959	128.255 km/h

No	12 (Driver1)	Best Time		km/h
Name	郡山 隼一	Total Time		Laps
Team	HRTS with SHIMA	Average Lap Time		
Type	Kawasaki/Ninja250R	Today's Rank		
		Today's Top Time		km/h

No	12 (Driver2)	Best Time		km/h
Name	森島 一任	Total Time		Laps
Team	HRTS with SHIMA	Average Lap Time		
Type	Kawasaki/Ninja250R	Today's Rank		
		Today's Top Time		km/h

Lap	Passing Time	Lap Time	Sec1	Sec2	Sec3	km/h	Driver No
				22.041			0
1.	1'19.037						0
2.	2'29.288	1'10.251 (6)	49.700	20.551			0
3.	3'41.294	1'12.006 (9)	51.130	20.876			0
4.	4'49.980	B 1'08.686 (1)	48.568	20.118			0
5.	5'58.968	1'08.988 (2)	48.737	20.251			0
6.	7'08.234	1'09.266 (3)	48.783	20.483			0
7.	8'25.435	1'17.201 (10)	49.272	27.929			0
		Pit					
8.	10'20.116	1'54.681 (11)	1'33.820	20.861			0
9.	11'31.405	1'11.289 (8)	50.146	21.143			0
10.	12'41.459	1'10.054 (5)	49.475	20.579			0
11.	13'51.179	1'09.720 (4)	48.986	20.734			0
12.	15'01.875	1'10.696 (7)	49.711	20.985			0



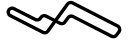
MFJ承認競技会
FUN&RUN! 2-Wheels



2023 FUN&RUN 2-Wheels (鈴鹿サーキット東コース)

NEO STANDARD_Ninja250R/YZF-R25 公式予選

2023 / 6 / 17 :



SUZUKA CIRCUIT

個別ラップ表

Weather :Fine

East Course(2,243m)

Track :Dry

No	17	Best Time	1'02.959	128.255 km/h
Name	細川/本田	Total Time	15'17.873	13 Laps
Team	ミンミン&ハタレーシング'ド'S組	Average Lap Time	1'10.557	
Type	Kawasaki/Ninja250	Today's Rank	1 / 16	
		Today's Top Time	1'02.959	128.255 km/h

No	17 (Driver1)	Best Time		km/h
Name	細川 和彦	Total Time		Laps
Team	ミンミン&ハタレーシング'ド'S組	Average Lap Time		
Type	Kawasaki/Ninja250	Today's Rank		
		Today's Top Time		km/h

No	17 (Driver2)	Best Time		km/h
Name	本田 知英	Total Time		Laps
Team	ミンミン&ハタレーシング'ド'S組	Average Lap Time		
Type	Kawasaki/Ninja250	Today's Rank		
		Today's Top Time		km/h

Lap	Passing Time	Lap Time	Sec1	Sec2	Sec3	km/h	Driver No
				20.713			0
1.	1'11.179						0
2.	2'17.822	1'06.643 (10)	47.470	19.173			0
3.	3'21.484	1'03.662 (3)	45.129	18.533			0
4.	4'24.443	B 1'02.959 (1)	44.448	18.511			0
5.	5'28.134	1'03.691 (4)	45.045	18.646			0
6.	6'31.094	1'02.960 (2)	44.519	18.441			0
7.	7'35.136	1'04.042 (5)	45.043	18.999			0
8.	8'51.141	1'16.005 (11)	46.498	29.507			0
9.	10'56.459	2'05.318 (12)	1'45.659	19.659			0
10.	12'02.581	1'06.122 (9)	46.883	19.239			0
11.	13'08.202	1'05.621 (8)	46.679	18.942			0
12.	14'13.169	1'04.967 (7)	46.126	18.841			0
13.	15'17.873	1'04.704 (6)	46.084	18.620			0



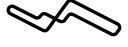
MFJ承認競技会
FUN&RUN! 2-Wheels



2023 FUN&RUN 2-Wheels (鈴鹿サーキット東コース)

NEO STANDARD_Ninja250R/YZF-R25 公式予選

2023 / 6 / 17 :



SUZUKA CIRCUIT

個別ラップ表

Weather :Fine

East Course(2,243m)

Track :Dry

No	34	Best Time	1'03.902	126.362 km/h
Name	増田	Total Time	12'06.226	11 Laps
Team	クラブ・エスポイント	Average Lap Time	1'05.429	
Type	Kawasaki/Ninja250R	Today's Rank	6 / 16	
		Today's Top Time	1'02.959	128.255 km/h

No	34 (Driver1)	Best Time	km/h
Name	増田 啓太	Total Time	Laps
Team	クラブ・エスポイント	Average Lap Time	
Type	Kawasaki/Ninja250R	Today's Rank	
		Today's Top Time	km/h

Lap	Passing Time	Lap Time	Sec1	Sec2	Sec3	km/h
				20.909		
1.	1'11.936					
2.	2'18.302	1'06.366 (9)	46.885	19.481		
3.	3'22.952	1'04.650 (7)	45.547	19.103		
4.	4'26.854	B 1'03.902 (1)	45.180	18.722		
5.	5'31.055	1'04.201 (6)	45.475	18.726		
6.	6'35.165	1'04.110 (5)	45.572	18.538		
7.	7'39.127	1'03.962 (2)	45.236	18.726		
8.	8'43.825	1'04.698 (8)	44.741	19.957		
9.	9'47.913	1'04.088 (4)	45.379	18.709		
10.	10'51.959	1'04.046 (3)	45.578	18.468		
11.	12'06.226 Pit	1'14.267 (10)	46.164	28.103		



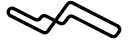
MFJ承認競技会
FUN&RUN! 2-Wheels



2023 FUN&RUN 2-Wheels (鈴鹿サーキット東コース)

NEO STANDARD_Ninja250R/YZF-R25 公式予選

2023 / 6 / 17 :



SUZUKA CIRCUIT

個別ラップ表

Weather :Fine

East Course(2,243m)

Track :Dry

No	35	Best Time	1'06.702	121.058 km/h
Name	渡辺	Total Time	15'56.319	14 Laps
Team	ZAPPER-Racing & Moto Blue	Average Lap Time	1'07.559	
Type	Kawasaki/Ninja250	Today's Rank	13 / 16	
		Today's Top Time	1'02.959	128.255 km/h

No	35 (Driver1)	Best Time		km/h
Name	渡辺 素久	Total Time		Laps
Team	ZAPPER-Racing & Moto Blue	Average Lap Time		
Type	Kawasaki/Ninja250	Today's Rank		
		Today's Top Time		km/h

Lap	Passing Time	Lap Time	Sec1	Sec2	Sec3	km/h
						22.178
1.	1'18.050					
2.	2'26.754	1'08.704 (12)	49.115	19.589		
3.	3'35.673	1'08.919 (13)	48.668	20.251		
4.	4'43.210	1'07.537 (7)	47.872	19.665		
5.	5'50.822	1'07.612 (8)	47.929	19.683		
6.	6'58.520	1'07.698 (9)	48.017	19.681		
7.	8'06.279	1'07.759 (10)	47.956	19.803		
8.	9'13.310	1'07.031 (4)	47.569	19.462		
9.	10'20.531	1'07.221 (6)	46.961	20.260		
10.	11'28.922	1'08.391 (11)	48.712	19.679		
11.	12'35.624	B 1'06.702 (1)	47.349	19.353		
12.	13'42.743	1'07.119 (5)	47.546	19.573		
13.	14'49.458	1'06.715 (2)	47.194	19.521		
14.	15'56.319	1'06.861 (3)	47.311	19.550		



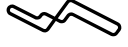
MFJ承認競技会
FUN&RUN! 2-Wheels



2023 FUN&RUN 2-Wheels (鈴鹿サーキット東コース)

NEO STANDARD_Ninja250R/YZF-R25 公式予選

2023 / 6 / 17 :



SUZUKA CIRCUIT

個別ラップ表

Weather :Fine

East Course(2,243m)

Track :Dry

No	36	Best Time	1'03.823	126.519 km/h
Name	鈴木/志村	Total Time	16'00.250	13 Laps
Team	トリックスタークラブ'シニア	Average Lap Time	1'10.822	
Type	KAWASAKI/Ninja250	Today's Rank	5 / 16	
		Today's Top Time	1'02.959	128.255 km/h

No	36 (Driver1)	Best Time		km/h
Name	鈴木 克基	Total Time		Laps
Team	トリックスタークラブ'シニア	Average Lap Time		
Type	KAWASAKI/Ninja250	Today's Rank		
		Today's Top Time		km/h

No	36 (Driver2)	Best Time		km/h
Name	志村 誠	Total Time		Laps
Team	トリックスタークラブ'シニア	Average Lap Time		
Type	KAWASAKI/Ninja250	Today's Rank		
		Today's Top Time		km/h

Lap	Passing Time	Lap Time	Sec1	Sec2	Sec3	km/h	Driver No
				19.933			0
1.	1'50.378						0
2.	2'57.488	1'07.110 (10)	47.707	19.403			0
3.	4'03.789	1'06.301 (9)	46.689	19.612			0
4.	5'09.804	1'06.015 (8)	46.802	19.213			0
5.	6'15.340	1'05.536 (7)	46.252	19.284			0
6.	7'33.377	1'18.037 (11)	47.852	30.185			0
		Pit					
7.	9'34.498	2'01.121 (12)	1'40.752	20.369			0
8.	10'39.779	1'05.281 (6)	46.299	18.982			0
9.	11'44.190	1'04.411 (5)	45.395	19.016			0
10.	12'48.195	1'04.005 (2)	45.227	18.778			0
11.	13'52.331	1'04.136 (4)	45.340	18.796			0
12.	14'56.427	1'04.096 (3)	45.166	18.930			0
13.	16'00.250	B 1'03.823 (1)	45.174	18.649			0



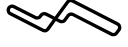
MFJ承認競技会
FUN&RUN! 2-Wheels



2023 FUN&RUN 2-Wheels (鈴鹿サーキット東コース)

NEO STANDARD_Ninja250R/YZF-R25 公式予選

2023 / 6 / 17 :



SUZUKA CIRCUIT

個別ラップ表

Weather :Fine

East Course(2,243m)

Track :Dry

No	47	Best Time	1'03.334	127.496 km/h
Name	廣瀬	Total Time	15'17.037	14 Laps
Team	Street ROCKET&horikohboh/penske/motostar	Average Lap Time	1'04.769	
Type	kawasaki/ninja250	Today's Rank	4 / 16	
		Today's Top Time	1'02.959	128.255 km/h

No	47 (Driver1)	Best Time	km/h
Name	廣瀬 直人	Total Time	Laps
Team	Street ROCKET&horikohboh/penske/motostar	Average Lap Time	
Type	kawasaki/ninja250	Today's Rank	
		Today's Top Time	km/h

Lap	Passing Time	Lap Time	Sec1	Sec2	Sec3	km/h
						21.969
1.	1'15.037					
2.	2'22.019	1'06.982 (13)	47.408	19.574		
3.	3'28.834	1'06.815 (12)	47.300	19.515		
4.	4'33.404	1'04.570 (7)	45.534	19.036		
5.	5'39.753	1'06.349 (11)	47.340	19.009		
6.	6'43.207	1'03.454 (2)	44.870	18.584		
7.	7'47.231	1'04.024 (5)	45.168	18.856		
8.	8'52.108	1'04.877 (9)	45.900	18.977		
9.	9'55.921	1'03.813 (4)	45.215	18.598		
10.	10'59.577	1'03.656 (3)	44.922	18.734		
11.	12'02.911	B 1'03.334 (1)	44.761	18.573		
12.	13'07.285	1'04.374 (6)	45.609	18.765		
13.	14'11.867	1'04.582 (8)	45.753	18.829		
14.	15'17.037	1'05.170 (10)	46.200	18.970		



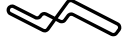
MFJ承認競技会
FUN&RUN! 2-Wheels



2023 FUN&RUN 2-Wheels (鈴鹿サーキット東コース)

NEO STANDARD_Ninja250R/YZF-R25 公式予選

2023 / 6 / 17 :



SUZUKA CIRCUIT

個別ラップ表

Weather :Fine

East Course(2,243m)

Track :Dry

No	48	Best Time	1'06.555	121.325 km/h
Name	庄司	Total Time	15'00.404	13 Laps
Team	Street ROCKET48	Average Lap Time	1'08.338	
Type	kawasaki/Ninja250	Today's Rank	12 / 16	
		Today's Top Time	1'02.959	128.255 km/h

No	48 (Driver1)	Best Time	km/h
Name	庄司 哲也	Total Time	Laps
Team	Street ROCKET48	Average Lap Time	
Type	kawasaki/Ninja250	Today's Rank	
		Today's Top Time	km/h

Lap	Passing Time	Lap Time	Sec1	Sec2	Sec3	km/h
				20.704		
1.	1'20.345					
2.	2'30.558	1'10.213 (11)	49.544	20.669		
3.	3'39.534	1'08.976 (10)	49.346	19.630		
4.	4'47.008	1'07.474 (8)	47.806	19.668		
5.	5'54.332	1'07.324 (7)	47.419	19.905		
6.	7'00.887	B 1'06.555 (1)	47.034	19.521		
7.	8'07.612	1'06.725 (3)	47.205	19.520		
8.	9'14.677	1'07.065 (5)	47.512	19.553		
9.	10'21.356	1'06.679 (2)	47.103	19.576		
10.	11'29.077	1'07.721 (9)	48.178	19.543		
11.	12'35.807	1'06.730 (4)	47.375	19.355		
12.	13'43.036	1'07.229 (6)	47.562	19.667		
13.	15'00.404 Pit	1'17.368 (12)	47.304	30.064		



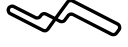
MFJ承認競技会
FUN&RUN! 2-Wheels



2023 FUN&RUN 2-Wheels (鈴鹿サーキット東コース)

NEO STANDARD_Ninja250R/YZF-R25 公式予選

2023 / 6 / 17 :



SUZUKA CIRCUIT

個別ラップ表

Weather :Fine

East Course(2,243m)

Track :Dry

No	55	Best Time	1'03.235	127.695 km/h
Name	西良	Total Time	15'16.419	14 Laps
Team	Moto Blue with ちゃんぶ	Average Lap Time	1'04.505	
Type	Kawasaki/Ninja250	Today's Rank	3 / 16	
		Today's Top Time	1'02.959	128.255 km/h

No	55 (Driver1)	Best Time	km/h
Name	西良 英之	Total Time	Laps
Team	Moto Blue with ちゃんぶ	Average Lap Time	
Type	Kawasaki/Ninja250	Today's Rank	
		Today's Top Time	km/h

Lap	Passing Time	Lap Time	Sec1	Sec2	Sec3	km/h
				21.815		
1.	1'17.844					
2.	2'25.575	1'07.731 (13)	47.643	20.088		
3.	3'30.330	1'04.755 (11)	46.070	18.685		
4.	4'34.852	1'04.522 (8)	45.643	18.879		
5.	5'39.570	1'04.718 (10)	45.598	19.120		
6.	6'43.893	1'04.323 (6)	45.556	18.767		
7.	7'47.446	1'03.553 (2)	44.919	18.634		
8.	8'50.681	B 1'03.235 (1)	44.628	18.607		
9.	9'55.296	1'04.615 (9)	45.762	18.853		
10.	10'59.350	1'04.054 (5)	45.285	18.769		
11.	12'03.057	1'03.707 (3)	45.193	18.514		
12.	13'07.391	1'04.334 (7)	45.908	18.426		
13.	14'11.351	1'03.960 (4)	45.247	18.713		
14.	15'16.419	1'05.068 (12)	46.248	18.820		



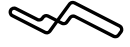
MFJ承認競技会
FUN&RUN! 2-Wheels



2023 FUN&RUN 2-Wheels (鈴鹿サーキット東コース)

NEO STANDARD_Ninja250R/YZF-R25 公式予選

2023 / 6 / 17 :



SUZUKA CIRCUIT

個別ラップ表

Weather :Fine

East Course(2,243m)

Track :Dry

No	64	Best Time	1'09.233	116.632 km/h
Name	平山/福山	Total Time	15'26.273	13 Laps
Team	FKワークスHiroko withモトスポーツ	Average Lap Time	1'10.826	
Type	Kawasaki/Ninja250	Today's Rank	16 / 16	
		Today's Top Time	1'02.959	128.255 km/h

No	64 (Driver1)	Best Time	km/h
Name	平山 美奈	Total Time	Laps
Team	FKワークスHiroko withモトスポーツ	Average Lap Time	
Type	Kawasaki/Ninja250	Today's Rank	
		Today's Top Time	km/h

No	64 (Driver2)	Best Time	km/h
Name	福山 京太	Total Time	Laps
Team	FKワークスHiroko withモトスポーツ	Average Lap Time	
Type	Kawasaki/Ninja250	Today's Rank	
		Today's Top Time	km/h

Lap	Passing Time	Lap Time	Sec1	Sec2	Sec3	km/h	Driver No
				21.484			0
1.	1'16.356						0
2.	2'28.969	1'12.613 (12)	51.636	20.977			0
3.	3'41.198	1'12.229 (11)	50.995	21.234			0
4.	4'52.230	1'11.032 (8)	50.157	20.875			0
5.	6'02.475	1'10.245 (5)	49.648	20.597			0
6.	7'12.846	1'10.371 (6)	49.853	20.518			0
7.	8'23.005	1'10.159 (4)	49.703	20.456			0
8.	9'35.084	1'12.079 (10)	49.769	22.310			0
9.	10'45.531	1'10.447 (7)	49.819	20.628			0
10.	11'56.955	1'11.424 (9)	50.841	20.583			0
11.	13'07.054	1'10.099 (3)	49.459	20.640			0
12.	14'17.040	1'09.986 (2)	49.486	20.500			0
13.	15'26.273	B 1'09.233 (1)	48.920	20.313			0



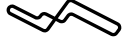
MFJ承認競技会
FUN&RUN! 2-Wheels



2023 FUN&RUN 2-Wheels (鈴鹿サーキット東コース)

NEO STANDARD_Ninja250R/YZF-R25 公式予選

2023 / 6 / 17 :



SUZUKA CIRCUIT

個別ラップ表

Weather :Fine

East Course(2,243m)

Track :Dry

No	71	Best Time	1'02.986	128.200 km/h
Name	山本	Total Time	15'08.281	14 Laps
Team	MOTO☆STAR #71 with PENSKE	Average Lap Time	1'04.218	
Type	Kawasaki/Ninja250	Today's Rank	2 / 16	
		Today's Top Time	1'02.959	128.255 km/h

No	71 (Driver1)	Best Time	km/h
Name	山本 晃久	Total Time	Laps
Team	MOTO☆STAR #71 with PENSKE	Average Lap Time	
Type	Kawasaki/Ninja250	Today's Rank	
		Today's Top Time	km/h

Lap	Passing Time	Lap Time	Sec1	Sec2	Sec3	km/h
				20.804		
1.	1'13.437					
		1'05.812 (13)	46.523	19.289		
2.	2'19.249					
		1'04.911 (10)	46.240	18.671		
3.	3'24.160					
		1'04.213 (8)	45.067	19.146		
4.	4'28.373					
		1'03.626 (4)	44.821	18.805		
5.	5'31.999					
		1'03.573 (3)	44.996	18.577		
6.	6'35.572					
		B 1'02.986 (1)	44.440	18.546		
7.	7'38.558					
		1'05.195 (11)	44.989	20.206		
8.	8'43.753					
		1'03.991 (7)	45.315	18.676		
9.	9'47.744					
		1'03.659 (5)	45.141	18.518		
10.	10'51.403					
		1'05.489 (12)	45.442	20.047		
11.	11'56.892					
		1'04.492 (9)	45.615	18.877		
12.	13'01.384					
		1'03.123 (2)	44.741	18.382		
13.	14'04.507					
		1'03.774 (6)	45.122	18.652		
14.	15'08.281					



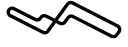
MFJ承認競技会
FUN&RUN! 2-Wheels



2023 FUN&RUN 2-Wheels (鈴鹿サーキット東コース)

NEO STANDARD_Ninja250R/YZF-R25 公式予選

2023 / 6 / 17 :



SUZUKA CIRCUIT

個別ラップ表

Weather :Fine

East Course(2,243m)

Track :Dry

No	74	Best Time	1'05.414	123.441 km/h
Name	石崎	Total Time	15'39.126	14 Laps
Team	Time Bokan	Average Lap Time	1'06.450	
Type	Kawasaki/Ninja250	Today's Rank	7 / 16	
		Today's Top Time	1'02.959	128.255 km/h

No	74 (Driver1)	Best Time	km/h
Name	石崎 篤	Total Time	Laps
Team	Time Bokan	Average Lap Time	
Type	Kawasaki/Ninja250	Today's Rank	
		Today's Top Time	km/h

Lap	Passing Time	Lap Time	Sec1	Sec2	Sec3	km/h
				20.656		
1.	1'15.273					
		1'07.295 (12)	47.537	19.758		
2.	2'22.568					
		1'06.718 (9)	46.930	19.788		
3.	3'29.286					
		1'05.627 (2)	46.366	19.261		
4.	4'34.913					
		B 1'05.414 (1)	46.416	18.998		
5.	5'40.327					
		1'05.866 (3)	46.346	19.520		
6.	6'46.193					
		1'06.018 (5)	46.609	19.409		
7.	7'52.211					
		1'06.528 (8)	46.977	19.551		
8.	8'58.739					
		1'06.497 (7)	47.008	19.489		
9.	10'05.236					
		1'05.982 (4)	46.722	19.260		
10.	11'11.218					
		1'06.869 (10)	46.868	20.001		
11.	12'18.087					
		1'07.554 (13)	47.631	19.923		
12.	13'25.641					
		1'07.018 (11)	47.707	19.311		
13.	14'32.659					
		1'06.467 (6)	47.265	19.202		
14.	15'39.126					



MFJ承認競技会
FUN&RUN! 2-Wheels



2023 FUN&RUN 2-Wheels (鈴鹿サーキット東コース)

NEO STANDARD_Ninja250R/YZF-R25 公式予選

2023 / 6 / 17 :



SUZUKA CIRCUIT

個別ラップ表

Weather :Fine

East Course(2,243m)

Track :Dry

No	77	Best Time	1'05.575	123.138 km/h
Name	山下/滋野	Total Time	15'42.122	13 Laps
Team	本家、山下がレーシング エコサポート お坊様	Average Lap Time	1'12.254	
Type	Kawasaki/Ninja250	Today's Rank	8 / 16	
		Today's Top Time	1'02.959	128.255 km/h

No	77 (Driver1)	Best Time		km/h
Name	山下 浩司	Total Time		Laps
Team	本家、山下がレーシング エコサポート お坊様	Average Lap Time		
Type	Kawasaki/Ninja250	Today's Rank		
		Today's Top Time		km/h

No	77 (Driver2)	Best Time		km/h
Name	滋野 敬宣	Total Time		Laps
Team	本家、山下がレーシング エコサポート お坊様	Average Lap Time		
Type	Kawasaki/Ninja250	Today's Rank		
		Today's Top Time		km/h

Lap	Passing Time	Lap Time	Sec1	Sec2	Sec3	km/h	Driver No
				21.037			0
1.	1'15.068						0
2.	2'21.383	1'06.315 (5)	46.959	19.356			0
3.	3'27.341	1'05.958 (2)	46.472	19.486			0
4.	4'33.370	1'06.029 (3)	46.471	19.558			0
5.	5'39.518	1'06.148 (4)	46.976	19.172			0
6.	6'45.868	1'06.350 (6)	46.933	19.417			0
7.	7'51.443	B 1'05.575 (1)	46.236	19.339			0
8.	9'05.357	1'13.914 (11)	47.397	26.517			0
		Pit					
9.	11'08.956	2'03.599 (12)	1'43.576	20.023			0
10.	12'17.535	1'08.579 (10)	48.804	19.775			0
11.	13'25.819	1'08.284 (9)	48.045	20.239			0
12.	14'33.968	1'08.149 (7)	48.089	20.060			0
13.	15'42.122	1'08.154 (8)	48.381	19.773			0



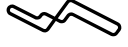
MFJ承認競技会
FUN&RUN! 2-Wheels



2023 FUN&RUN 2-Wheels (鈴鹿サーキット東コース)

NEO STANDARD_Ninja250R/YZF-R25 公式予選

2023 / 6 / 17 :



SUZUKA CIRCUIT

個別ラップ表

Weather :Fine

East Course(2,243m)

Track :Dry

No	79	Best Time	1'08.664	117.599 km/h
Name	道中/道中	Total Time	15'05.059	12 Laps
Team	WDM Racing	Average Lap Time	1'15.019	
Type	Kawasaki/Ninja250R	Today's Rank	14 / 16	
		Today's Top Time	1'02.959	128.255 km/h

No	79 (Driver1)	Best Time		km/h
Name	道中 愛	Total Time		Laps
Team	WDM Racing	Average Lap Time		
Type	Kawasaki/Ninja250R	Today's Rank		
		Today's Top Time		km/h

No	79 (Driver2)	Best Time		km/h
Name	道中 辰彦	Total Time		Laps
Team	WDM Racing	Average Lap Time		
Type	Kawasaki/Ninja250R	Today's Rank		
		Today's Top Time		km/h

Lap	Passing Time	Lap Time	Sec1	Sec2	Sec3	km/h	Driver No
				22.376			0
1.	1'19.844						0
2.	2'30.448	1'10.604 (7)	49.918	20.686			0
3.	3'41.728	1'11.280 (9)	50.307	20.973			0
4.	4'52.342	1'10.614 (8)	49.840	20.774			0
5.	6'02.702	1'10.360 (6)	49.752	20.608			0
6.	7'11.366	B 1'08.664 (1)	48.462	20.202			0
7.	8'20.564	1'09.198 (3)	49.114	20.084			0
8.	9'42.530	1'21.966 (10)	49.938	32.028			0
9.	11'36.849	1'54.319 (11)	1'33.957	20.362			0
10.	12'46.615	1'09.766 (5)	49.606	20.160			0
11.	13'55.569	1'08.954 (2)	49.180	19.774			0
12.	15'05.059	1'09.490 (4)	49.484	20.006			0



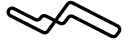
MFJ承認競技会
FUN&RUN! 2-Wheels



2023 FUN&RUN 2-Wheels (鈴鹿サーキット東コース)

NEO STANDARD_Ninja250R/YZF-R25 公式予選

2023 / 6 / 17 :



SUZUKA CIRCUIT

個別ラップ表

Weather :Fine

East Course(2,243m)

Track :Dry

No	753	Best Time	1'05.893	122.544 km/h
Name	黒田	Total Time	15'12.133	13 Laps
Team	trickster&FKworks withなごみほーむ	Average Lap Time	1'08.969	
Type	Kawasaki/Ninja250R	Today's Rank	10 / 16	
		Today's Top Time	1'02.959	128.255 km/h

No	753 (Driver1)	Best Time	km/h
Name	黒田 和郎	Total Time	Laps
Team	trickster&FKworks withなごみほーむ	Average Lap Time	
Type	Kawasaki/Ninja250R	Today's Rank	
		Today's Top Time	km/h

Lap	Passing Time	Lap Time	Sec1	Sec2	Sec3	km/h
						27.848
1.	1'24.499 Pit					
		1'32.785 (12)	1'12.671	20.114		
2.	2'57.284					
		1'07.944 (10)	47.864	20.080		
3.	4'05.228					
		1'08.152 (11)	48.486	19.666		
4.	5'13.380					
		1'07.839 (9)	48.024	19.815		
5.	6'21.219					
		1'06.685 (7)	47.125	19.560		
6.	7'27.904					
		1'07.351 (8)	47.784	19.567		
7.	8'35.255					
		1'06.397 (5)	47.088	19.309		
8.	9'41.652					
		B 1'05.893 (1)	46.772	19.121		
9.	10'47.545					
		1'05.995 (3)	47.047	18.948		
10.	11'53.540					
		1'06.517 (6)	47.372	19.145		
11.	13'00.057					
		1'06.086 (4)	46.979	19.107		
12.	14'06.143					
		1'05.990 (2)	46.762	19.228		
13.	15'12.133					



MFJ承認競技会
FUN&RUN! 2-Wheels



2023 FUN&RUN 2-Wheels (鈴鹿サーキット東コース)

NEO STANDARD_Ninja250R/YZF-R25 公式予選

2023 / 6 / 17 :



SUZUKA CIRCUIT

個別ラップ表

Weather :Fine

East Course(2,243m)

Track :Dry

No	8	Best Time	1'05.106	124.025 km/h
Name	宮本/高田	Total Time	15'11.622	12 Laps
Team	KMII☆VEGA SPORTS	Average Lap Time	1'15.362	
Type	YAMAHA/YZF-R25	Today's Rank	9 / 15	
		Today's Top Time	1'02.686	128.813 km/h

No	8 (Driver1)	Best Time		km/h
Name	宮本 強史	Total Time		Laps
Team	KMII☆VEGA SPORTS	Average Lap Time		
Type	YAMAHA/YZF-R25	Today's Rank		
		Today's Top Time		km/h

No	8 (Driver2)	Best Time		km/h
Name	高田 晋煥	Total Time		Laps
Team	KMII☆VEGA SPORTS	Average Lap Time		
Type	YAMAHA/YZF-R25	Today's Rank		
		Today's Top Time		km/h

Lap	Passing Time	Lap Time	Sec1	Sec2	Sec3	km/h	Driver No
				22.008			0
1.	1'22.632						0
2.	2'38.259	1'15.627 (9)	53.203	22.424			0
3.	4'05.907 Pit	1'27.648 (10)	53.454	34.194			0
4.	6'20.995	2'15.088 (11)	1'55.418	19.670			0
5.	7'28.307	1'07.312 (7)	47.798	19.514			0
6.	8'34.922	1'06.615 (5)	47.255	19.360			0
7.	9'41.653	1'06.731 (6)	47.140	19.591			0
8.	10'48.109	1'06.456 (4)	47.429	19.027			0
9.	11'55.708	1'07.599 (8)	48.278	19.321			0
10.	13'01.284	1'05.576 (3)	46.588	18.988			0
11.	14'06.390	B 1'05.106 (1)	46.030	19.076			0
12.	15'11.622	1'05.232 (2)	46.210	19.022			0



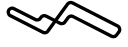
MFJ承認競技会
FUN&RUN! 2-Wheels



2023 FUN&RUN 2-Wheels (鈴鹿サーキット東コース)

NEO STANDARD_Ninja250R/YZF-R25 公式予選

2023 / 6 / 17 :



SUZUKA CIRCUIT

個別ラップ表

Weather :Fine

East Course(2,243m)

Track :Dry

No	9	Best Time	1'03.474	127.214 km/h
Name	田中/伊東	Total Time	16'02.905	13 Laps
Team	ゆめふわレーシング with 伊東電気商会	Average Lap Time	1'14.183	
Type	YAMAHA/YZF-R25	Today's Rank	6 / 15	
		Today's Top Time	1'02.686	128.813 km/h

No	9 (Driver1)	Best Time		km/h
Name	田中 大稀	Total Time		Laps
Team	ゆめふわレーシング with 伊東電気商会	Average Lap Time		
Type	YAMAHA/YZF-R25	Today's Rank		
		Today's Top Time		km/h

No	9 (Driver2)	Best Time		km/h
Name	伊東 廣幸	Total Time		Laps
Team	ゆめふわレーシング with 伊東電気商会	Average Lap Time		
Type	YAMAHA/YZF-R25	Today's Rank		
		Today's Top Time		km/h

Lap	Passing Time	Lap Time	Sec1	Sec2	Sec3	km/h	Driver No
				20.346			0
1.	1'12.703						0
2.	2'19.204	1'06.501 (5)	47.106	19.395			0
3.	3'25.487	1'06.283 (4)	46.926	19.357			0
4.	4'28.961	B 1'03.474 (1)	44.754	18.720			0
5.	5'33.678	1'04.717 (2)	45.785	18.932			0
6.	6'38.680	1'05.002 (3)	45.761	19.241			0
7.	7'56.657	1'17.977 (11)	46.611	31.366			0
		Pit					
8.	10'27.404	2'30.747 (12)	2'10.881	19.866			0
9.	11'34.723	1'07.319 (8)	47.593	19.726			0
10.	12'42.083	1'07.360 (9)	47.678	19.682			0
11.	13'48.807	1'06.724 (7)	47.044	19.680			0
12.	14'56.231	1'07.424 (10)	47.709	19.715			0
13.	16'02.905	1'06.674 (6)	47.070	19.604			0



MFJ承認競技会
FUN&RUN! 2-Wheels



2023 FUN&RUN 2-Wheels (鈴鹿サーキット東コース)

NEO STANDARD_Ninja250R/YZF-R25 公式予選

2023 / 6 / 17 :



SUZUKA CIRCUIT

個別ラップ表

Weather :Fine

East Course(2,243m)

Track :Dry

No	11	Best Time	1'08.585	117.734 km/h
Name	中谷/森田	Total Time	15'19.860	13 Laps
Team	TeamマツナガKDC Withハイクショップモリタ	Average Lap Time	1'09.760	
Type	YAMAHA/YZF-R25	Today's Rank	15 / 15	
		Today's Top Time	1'02.686	128.813 km/h

No	11 (Driver1)	Best Time	km/h
Name	中谷 紀彦	Total Time	Laps
Team	TeamマツナガKDC Withハイクショップモリタ	Average Lap Time	
Type	YAMAHA/YZF-R25	Today's Rank	
		Today's Top Time	km/h

No	11 (Driver2)	Best Time	km/h
Name	森田 洋	Total Time	Laps
Team	TeamマツナガKDC Withハイクショップモリタ	Average Lap Time	
Type	YAMAHA/YZF-R25	Today's Rank	
		Today's Top Time	km/h

Lap	Passing Time	Lap Time	Sec1	Sec2	Sec3	km/h	Driver No
				20.588			0
1.	1'22.738						0
2.	2'32.798	1'10.060 (8)	49.745	20.315			0
3.	3'42.653	1'09.855 (5)	49.543	20.312			0
4.	4'52.756	1'10.103 (11)	49.128	20.975			0
5.	6'03.020	1'10.264 (12)	49.632	20.632			0
6.	7'13.111	1'10.091 (10)	49.544	20.547			0
7.	8'23.179	1'10.068 (9)	49.733	20.335			0
8.	9'33.157	1'09.978 (7)	49.697	20.281			0
9.	10'42.460	1'09.303 (2)	49.107	20.196			0
10.	11'51.857	1'09.397 (3)	49.409	19.988			0
11.	13'01.313	1'09.456 (4)	49.557	19.899			0
12.	14'09.898	B 1'08.585 (1)	48.519	20.066			0
13.	15'19.860	1'09.962 (6)	49.945	20.017			0



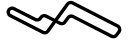
MFJ承認競技会
FUN&RUN! 2-Wheels



2023 FUN&RUN 2-Wheels (鈴鹿サーキット東コース)

NEO STANDARD_Ninja250R/YZF-R25 公式予選

2023 / 6 / 17 :



SUZUKA CIRCUIT

個別ラップ表

Weather :Fine

East Course(2,243m)

Track :Dry

No	29	Best Time	1'08.116	118.545 km/h
Name	堀内	Total Time	15'09.755	13 Laps
Team	29-WORKS	Average Lap Time	1'09.560	
Type	YAMAHA/YZF-R25	Today's Rank	14 / 15	
		Today's Top Time	1'02.686	128.813 km/h

No	29 (Driver1)	Best Time	km/h
Name	堀内 善博	Total Time	Laps
Team	29-WORKS	Average Lap Time	
Type	YAMAHA/YZF-R25	Today's Rank	
		Today's Top Time	km/h

Lap	Passing Time	Lap Time	Sec1	Sec2	Sec3	km/h
						22.870
1.	1'15.028					
2.	2'25.401	1'10.373 (10)	50.099	20.274		
3.	3'35.467	1'10.066 (8)	49.671	20.395		
4.	4'44.703	1'09.236 (4)	48.907	20.329		
5.	5'54.171	1'09.468 (6)	49.118	20.350		
6.	7'04.560	1'10.389 (11)	49.477	20.912		
7.	8'14.751	1'10.191 (9)	49.502	20.689		
8.	9'25.271	1'10.520 (12)	49.851	20.669		
9.	10'35.057	1'09.786 (7)	49.491	20.295		
10.	11'44.305	1'09.248 (5)	48.955	20.293		
11.	12'52.421	B 1'08.116 (1)	48.168	19.948		
12.	14'00.633	1'08.212 (2)	48.394	19.818		
13.	15'09.755	1'09.122 (3)	48.950	20.172		



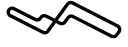
MFJ承認競技会
FUN&RUN! 2-Wheels



2023 FUN&RUN 2-Wheels (鈴鹿サーキット東コース)

NEO STANDARD_Ninja250R/YZF-R25 公式予選

2023 / 6 / 17 :



SUZUKA CIRCUIT

個別ラップ表

Weather :Fine

East Course(2,243m)

Track :Dry

No	41	Best Time	1'02.686	128.813 km/h
Name	鳥居	Total Time	12'02.615	11 Laps
Team	KIKS&Tw's41withM	Average Lap Time	1'04.974	
Type	YAMAHA/YZF-R25	Today's Rank	1 / 15	
		Today's Top Time	1'02.686	128.813 km/h

No	41 (Driver1)	Best Time	km/h
Name	鳥居 典生	Total Time	Laps
Team	KIKS&Tw's41withM	Average Lap Time	
Type	YAMAHA/YZF-R25	Today's Rank	
		Today's Top Time	km/h

Lap	Passing Time	Lap Time	Sec1	Sec2	Sec3	km/h
				20.410		
1.	1'12.875					
		1'05.615 (8)	46.109	19.506		
2.	2'18.490					
		1'04.180 (6)	45.169	19.011		
3.	3'22.670					
		1'03.039 (5)	44.648	18.391		
4.	4'25.709					
		1'02.813 (2)	44.215	18.598		
5.	5'28.522					
		B 1'02.686 (1)	44.361	18.325		
6.	6'31.208					
		1'02.894 (3)	44.522	18.372		
7.	7'34.102					
		1'09.830 (9)	48.660	21.170		
8.	8'43.932					
		1'04.741 (7)	45.822	18.919		
9.	9'48.673					
		1'02.916 (4)	44.576	18.340		
10.	10'51.589					
		1'11.026 (10)	45.554	25.472		
11.	12'02.615 Pit					



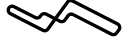
MFJ承認競技会
FUN&RUN! 2-Wheels



2023 FUN&RUN 2-Wheels (鈴鹿サーキット東コース)

NEO STANDARD_Ninja250R/YZF-R25 公式予選

2023 / 6 / 17 :



SUZUKA CIRCUIT

個別ラップ表

Weather :Fine

East Course(2,243m)

Track :Dry

No	46	Best Time	1'03.319	127.526 km/h
Name	森田	Total Time	15'09.868	12 Laps
Team	MOTO Seek Racing&しゃんぺんしゃわあ	Average Lap Time	1'10.737	
Type	YAMAHA/YZF-R25	Today's Rank	4 / 15	
		Today's Top Time	1'02.686	128.813 km/h

No	46 (Driver1)	Best Time	km/h
Name	森田 宏祐	Total Time	Laps
Team	MOTO Seek Racing&しゃんぺんしゃわあ	Average Lap Time	
Type	YAMAHA/YZF-R25	Today's Rank	
		Today's Top Time	km/h

Lap	Passing Time	Lap Time	Sec1	Sec2	Sec3	km/h
						19.462
1.	2'11.757					
2.	3'16.682	1'04.925 (8)	45.978	18.947		
3.	4'20.984	1'04.302 (6)	45.613	18.689		
4.	5'24.756	1'03.772 (2)	45.224	18.548		
5.	6'28.550	1'03.794 (3)	45.146	18.648		
6.	7'34.639	1'06.089 (9)	47.509	18.580		
7.	8'52.326	1'17.687 (10)	46.558	31.129		
		2'01.848 (11)	1'43.272	18.576		
8.	10'54.174	1'03.986 (4)	44.786	19.200		
9.	11'58.160	1'04.045 (5)	45.316	18.729		
10.	13'02.205	1'04.344 (7)	45.399	18.945		
11.	14'06.549	B 1'03.319 (1)	44.292	19.027		
12.	15'09.868					



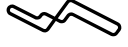
MFJ承認競技会
FUN&RUN! 2-Wheels



2023 FUN&RUN 2-Wheels (鈴鹿サーキット東コース)

NEO STANDARD_Ninja250R/YZF-R25 公式予選

2023 / 6 / 17 :



SUZUKA CIRCUIT

個別ラップ表

Weather :Fine

East Course(2,243m)

Track :Dry

No	51	Best Time	1'04.505	125.181 km/h
Name	金内/山本	Total Time	15'42.944	13 Laps
Team	ラウンス&鈴鹿R&D	Average Lap Time	1'12.044	
Type	YAMAHA/YZF-R25	Today's Rank	8 / 15	
		Today's Top Time	1'02.686	128.813 km/h

No	51 (Driver1)	Best Time		km/h
Name	金内 紀雄	Total Time		Laps
Team	ラウンス&鈴鹿R&D	Average Lap Time		
Type	YAMAHA/YZF-R25	Today's Rank		
		Today's Top Time		km/h

No	51 (Driver2)	Best Time		km/h
Name	山本 宏幸	Total Time		Laps
Team	ラウンス&鈴鹿R&D	Average Lap Time		
Type	YAMAHA/YZF-R25	Today's Rank		
		Today's Top Time		km/h

Lap	Passing Time	Lap Time	Sec1	Sec2	Sec3	km/h	Driver No
				22.050			0
1.	1'18.406						0
2.	2'29.031	1'10.625 (10)	49.840	20.785			0
3.	3'38.552	1'09.521 (9)	49.344	20.177			0
4.	4'47.759	1'09.207 (8)	48.804	20.403			0
5.	5'55.505	1'07.746 (5)	47.813	19.933			0
6.	7'04.704	1'09.199 (7)	48.462	20.737			0
7.	8'12.563	1'07.859 (6)	48.042	19.817			0
8.	9'29.890	1'17.327 (11)	49.093	28.234			0
		Pit					
9.	11'22.143	1'52.253 (12)	1'32.373	19.880			0
10.	12'28.284	1'06.141 (4)	46.700	19.441			0
11.	13'33.474	1'05.190 (3)	46.108	19.082			0
12.	14'38.439	1'04.965 (2)	45.984	18.981			0
13.	15'42.944	B 1'04.505 (1)	45.450	19.055			0



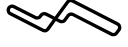
MFJ承認競技会
FUN&RUN! 2-Wheels



2023 FUN&RUN 2-Wheels (鈴鹿サーキット東コース)

NEO STANDARD_Ninja250R/YZF-R25 公式予選

2023 / 6 / 17 :



SUZUKA CIRCUIT

個別ラップ表

Weather :Fine

East Course(2,243m)

Track :Dry

No	61	Best Time	1'05.659	122.981 km/h
Name	満野	Total Time	14'52.997	13 Laps
Team	OMRacing+はたけやま鍼灸整骨院+M	Average Lap Time	1'08.469	
Type	YAMAHA/YZF-R25	Today's Rank	11 / 15	
		Today's Top Time	1'02.686	128.813 km/h

No	61 (Driver1)	Best Time	km/h
Name	満野 吉則	Total Time	Laps
Team	OMRacing+はたけやま鍼灸整骨院+M	Average Lap Time	
Type	YAMAHA/YZF-R25	Today's Rank	
		Today's Top Time	km/h

Lap	Passing Time	Lap Time	Sec1	Sec2	Sec3	km/h
				21.058		
1.	1'11.368					
2.	2'19.143	1'07.775 (9)	48.257	19.518		
3.	3'26.448	1'07.305 (8)	47.653	19.652		
4.	4'32.107	B 1'05.659 (1)	46.326	19.333		
5.	5'38.426	1'06.319 (6)	46.718	19.601		
6.	6'44.727	1'06.301 (5)	46.713	19.588		
7.	7'50.466	1'05.739 (2)	46.453	19.286		
8.	9'00.173	1'09.707 (11)	49.474	20.233		
9.	10'06.411	1'06.238 (3)	46.737	19.501		
10.	11'13.114	1'06.703 (7)	47.152	19.551		
11.	12'19.388	1'06.274 (4)	46.917	19.357		
12.	13'27.225	1'07.837 (10)	47.248	20.589		
13.	14'52.997 Pit	1'25.772 (12)	49.475	36.297		



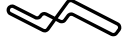
MFJ承認競技会
FUN&RUN! 2-Wheels



2023 FUN&RUN 2-Wheels (鈴鹿サーキット東コース)

NEO STANDARD_Ninja250R/YZF-R25 公式予選

2023 / 6 / 17 :



SUZUKA CIRCUIT

個別ラップ表

Weather :Fine

East Course(2,243m)

Track :Dry

No	73	Best Time	1'03.219	127.727 km/h
Name	杉島	Total Time	15'41.048	14 Laps
Team	ワルキューレ&OSデザイン&かつらぎ運輸	Average Lap Time	1'06.504	
Type	YAMAHA/YZF-R25	Today's Rank	3 / 15	
		Today's Top Time	1'02.686	128.813 km/h

No	73 (Driver1)	Best Time	km/h
Name	杉島 潤	Total Time	Laps
Team	ワルキューレ&OSデザイン&かつらぎ運輸	Average Lap Time	
Type	YAMAHA/YZF-R25	Today's Rank	
		Today's Top Time	km/h

Lap	Passing Time	Lap Time	Sec1	Sec2	Sec3	km/h
				20.695		
1.	1'16.493					
2.	2'21.444	1'04.951 (11)	45.771	19.180		
3.	3'25.538	1'04.094 (7)	44.820	19.274		
4.	4'28.992	1'03.454 (2)	44.853	18.601		
5.	5'33.735	1'04.743 (10)	45.853	18.890		
6.	6'45.793	1'12.058 (12)	45.864	26.194		
7.	8'13.847	1'28.054 (13)	1'08.398	19.656		
8.	9'17.850	1'04.003 (5)	45.483	18.520		
9.	10'21.385	1'03.535 (3)	44.680	18.855		
10.	11'25.547	1'04.162 (8)	45.427	18.735		
11.	12'28.766	B 1'03.219 (1)	44.779	18.440		
12.	13'32.463	1'03.697 (4)	44.993	18.704		
13.	14'37.027	1'04.564 (9)	45.280	19.284		
14.	15'41.048	1'04.021 (6)	45.352	18.669		



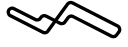
MFJ承認競技会
FUN&RUN! 2-Wheels



2023 FUN&RUN 2-Wheels (鈴鹿サーキット東コース)

NEO STANDARD_Ninja250R/YZF-R25 公式予選

2023 / 6 / 17 :



SUZUKA CIRCUIT

個別ラップ表

Weather :Fine

East Course(2,243m)

Track :Dry

No	81	Best Time	1'05.822	122.676 km/h
Name	尾崎	Total Time	15'45.212	14 Laps
Team	配線コム&マトリス	Average Lap Time	1'07.323	
Type	YAMAHA/YZF-R25	Today's Rank	12 / 15	
		Today's Top Time	1'02.686	128.813 km/h

No	81 (Driver1)	Best Time	km/h
Name	尾崎 秀男	Total Time	Laps
Team	配線コム&マトリス	Average Lap Time	
Type	YAMAHA/YZF-R25	Today's Rank	
		Today's Top Time	km/h

Lap	Passing Time	Lap Time	Sec1	Sec2	Sec3	km/h
				20.042		
1.	1'10.003					
		1'08.247 (12)	48.312	19.935		
2.	2'18.250					
		1'07.055 (7)	47.643	19.412		
3.	3'25.305					
		1'06.335 (6)	47.010	19.325		
4.	4'31.640					
		1'06.272 (5)	46.987	19.285		
5.	5'37.912					
		1'05.944 (2)	46.657	19.287		
6.	6'43.856					
		B 1'05.822 (1)	46.628	19.194		
7.	7'49.678					
		1'06.188 (3)	46.750	19.438		
8.	8'55.866					
		1'06.230 (4)	46.873	19.357		
9.	10'02.096					
		1'07.737 (9)	47.199	20.538		
10.	11'09.833					
		1'08.021 (10)	48.123	19.898		
11.	12'17.854					
		1'08.230 (11)	48.189	20.041		
12.	13'26.084					
		1'11.903 (13)	51.557	20.346		
13.	14'37.987					
		1'07.225 (8)	47.605	19.620		
14.	15'45.212					



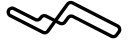
MFJ承認競技会
FUN&RUN! 2-Wheels



2023 FUN&RUN 2-Wheels (鈴鹿サーキット東コース)

NEO STANDARD_Ninja250R/YZF-R25 公式予選

2023 / 6 / 17 :



SUZUKA CIRCUIT

個別ラップ表

Weather :Fine

East Course(2,243m)

Track :Dry

No	88	Best Time	1'04.173	125.829 km/h
Name	加藤/小佐々	Total Time	15'27.678	13 Laps
Team	Team Low Key Wise 青空ガレージ	Average Lap Time	1'11.117	
Type	YAMAHA/YZF-R25	Today's Rank	7 / 15	
		Today's Top Time	1'02.686	128.813 km/h

No	88 (Driver1)	Best Time	km/h
Name	加藤 貴洋	Total Time	Laps
Team	Team Low Key Wise 青空ガレージ	Average Lap Time	
Type	YAMAHA/YZF-R25	Today's Rank	
		Today's Top Time	km/h

No	88 (Driver2)	Best Time	km/h
Name	小佐々 直樹	Total Time	Laps
Team	Team Low Key Wise 青空ガレージ	Average Lap Time	
Type	YAMAHA/YZF-R25	Today's Rank	
		Today's Top Time	km/h

Lap	Passing Time	Lap Time	Sec1	Sec2	Sec3	km/h	Driver No
				21.548			0
1.	1'14.263						0
2.	2'19.822	1'05.559 (6)	46.267	19.292			0
3.	3'25.971	1'06.149 (7)	46.342	19.807			0
4.	4'30.249	1'04.278 (2)	45.408	18.870			0
5.	5'34.422	B 1'04.173 (1)	45.243	18.930			0
6.	6'39.532	1'05.110 (4)	45.493	19.617			0
7.	7'44.881	1'05.349 (5)	46.212	19.137			0
8.	8'49.653	1'04.772 (3)	45.878	18.894			0
9.	10'05.174	1'15.521 (11)	46.733	28.788			0
10.	11'59.724	1'54.550 (12)	1'33.381	21.169			0
11.	13'09.715	1'09.991 (10)	49.498	20.493			0
12.	14'18.600	1'08.885 (8)	48.783	20.102			0
13.	15'27.678	1'09.078 (9)	48.930	20.148			0



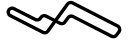
MFJ承認競技会
FUN&RUN! 2-Wheels



2023 FUN&RUN 2-Wheels (鈴鹿サーキット東コース)

NEO STANDARD_Ninja250R/YZF-R25 公式予選

2023 / 6 / 17 :



SUZUKA CIRCUIT

個別ラップ表

Weather :Fine

East Course(2,243m)

Track :Dry

No	89	Best Time	1'03.417	127.329 km/h
Name	岡田	Total Time	15'05.335	14 Laps
Team	チームハキ-	Average Lap Time	1'04.136	
Type	YAMAHA/YZF-R25	Today's Rank	5 / 15	
		Today's Top Time	1'02.686	128.813 km/h

No	89 (Driver1)	Best Time		km/h
Name	岡田 一郎	Total Time		Laps
Team	チームハキ-	Average Lap Time		
Type	YAMAHA/YZF-R25	Today's Rank		
		Today's Top Time		km/h

Lap	Passing Time	Lap Time	Sec1	Sec2	Sec3	km/h
						21.045
1.	1'11.557					
2.	2'16.938	1'05.381 (12)	46.787	18.594		
3.	3'20.649	1'03.711 (6)	45.193	18.518		
4.	4'24.315	1'03.666 (5)	45.144	18.522		
5.	5'28.392	1'04.077 (9)	45.469	18.608		
6.	6'32.002	1'03.610 (4)	45.157	18.453		
7.	7'35.419	B 1'03.417 (1)	44.681	18.736		
8.	8'39.923	1'04.504 (10)	45.825	18.679		
9.	9'43.529	1'03.606 (3)	44.826	18.780		
10.	10'49.294	1'05.765 (13)	46.359	19.406		
11.	11'53.834	1'04.540 (11)	45.973	18.567		
12.	12'57.883	1'04.049 (8)	45.412	18.637		
13.	14'01.373	1'03.490 (2)	44.905	18.585		
14.	15'05.335	1'03.962 (7)	45.417	18.545		



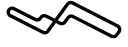
MFJ承認競技会
FUN&RUN! 2-Wheels



2023 FUN&RUN 2-Wheels (鈴鹿サーキット東コース)

NEO STANDARD_Ninja250R/YZF-R25 公式予選

2023 / 6 / 17 :



SUZUKA CIRCUIT

個別ラップ表

Weather :Fine

East Course(2,243m)

Track :Dry

No	95	Best Time	1'02.935	128.304 km/h
Name	中村	Total Time	15'59.321	14 Laps
Team	YTR	Average Lap Time	1'08.272	
Type	YAMAHA/YZF-R25	Today's Rank	2 / 15	
		Today's Top Time	1'02.686	128.813 km/h

No	95 (Driver1)	Best Time	km/h
Name	中村 和悦	Total Time	Laps
Team	YTR	Average Lap Time	
Type	YAMAHA/YZF-R25	Today's Rank	
		Today's Top Time	km/h

Lap	Passing Time	Lap Time	Sec1	Sec2	Sec3	km/h
				21.146		
1.	1'11.776					
		1'05.431 (10)	46.722	18.709		
2.	2'17.207					
		1'04.041 (8)	45.237	18.804		
3.	3'21.248					
		1'03.342 (3)	44.968	18.374		
4.	4'24.590					
		1'03.415 (6)	44.760	18.655		
5.	5'28.005					
		1'03.366 (4)	45.081	18.285		
6.	6'31.371					
		B 1'02.935 (1)	44.538	18.397		
7.	7'34.306					
		1'10.350 (11)	49.257	21.093		
8.	8'44.656					
		1'03.372 (5)	44.836	18.536		
9.	9'48.028					
		1'03.119 (2)	44.678	18.441		
10.	10'51.147					
		1'13.425 (12)	46.209	27.216		
11.	12'04.572	Pit				
		1'47.119 (13)	1'25.451	21.668		
12.	13'51.691					
		1'04.101 (9)	45.209	18.892		
13.	14'55.792					
		1'03.529 (7)	44.983	18.546		
14.	15'59.321					



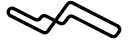
MFJ承認競技会
FUN&RUN! 2-Wheels



2023 FUN&RUN 2-Wheels (鈴鹿サーキット東コース)

NEO STANDARD_Ninja250R/YZF-R25 公式予選

2023 / 6 / 17 :



SUZUKA CIRCUIT

個別ラップ表

Weather :Fine

East Course(2,243m)

Track :Dry

No	96	Best Time	1'05.234	123.782 km/h
Name	大林/明後	Total Time	15'40.022	13 Laps
Team	OMRacing+はたけやま鍼灸整骨院96	Average Lap Time	1'12.483	
Type	YAMAHA/YZF-R25	Today's Rank	10 / 15	
		Today's Top Time	1'02.686	128.813 km/h

No	96 (Driver1)	Best Time		km/h
Name	大林 正章	Total Time		Laps
Team	OMRacing+はたけやま鍼灸整骨院96	Average Lap Time		
Type	YAMAHA/YZF-R25	Today's Rank		
		Today's Top Time		km/h

No	96 (Driver2)	Best Time		km/h
Name	明後 邦彦	Total Time		Laps
Team	OMRacing+はたけやま鍼灸整骨院96	Average Lap Time		
Type	YAMAHA/YZF-R25	Today's Rank		
		Today's Top Time		km/h

Lap	Passing Time	Lap Time	Sec1	Sec2	Sec3	km/h	Driver No
				20.093			0
1.	1'10.224						0
2.	2'16.732	1'06.508 (6)	47.361	19.147			0
3.	3'22.646	1'05.914 (4)	46.819	19.095			0
4.	4'28.322	1'05.676 (3)	46.502	19.174			0
5.	5'33.556	B 1'05.234 (1)	46.115	19.119			0
6.	6'39.214	1'05.658 (2)	46.287	19.371			0
7.	7'45.260	1'06.046 (5)	46.507	19.539			0
8.	9'03.436	1'18.176 (11)	46.541	31.635			0
		Pit					
9.	11'09.776	2'06.340 (12)	1'45.749	20.591			0
10.	12'18.494	1'08.718 (10)	48.709	20.009			0
11.	13'26.370	1'07.876 (9)	47.825	20.051			0
12.	14'33.401	1'07.031 (8)	47.553	19.478			0
13.	15'40.022	1'06.621 (7)	47.353	19.268			0



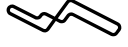
MFJ承認競技会
FUN&RUN! 2-Wheels



2023 FUN&RUN 2-Wheels (鈴鹿サーキット東コース)

NEO STANDARD_Ninja250R/YZF-R25 公式予選

2023 / 6 / 17 :



SUZUKA CIRCUIT

個別ラップ表

Weather :Fine

East Course(2,243m)

Track :Dry

No	99	Best Time	1'06.832	120.822 km/h
Name	時光/大谷	Total Time	15'58.066	13 Laps
Team	icu racing team	Average Lap Time	1'13.339	
Type	YAMAHA/YZF-R25	Today's Rank	13 / 15	
		Today's Top Time	1'02.686	128.813 km/h

No	99 (Driver1)	Best Time		km/h
Name	時光 諒	Total Time		Laps
Team	icu racing team	Average Lap Time		
Type	YAMAHA/YZF-R25	Today's Rank		
		Today's Top Time		km/h

No	99 (Driver2)	Best Time		km/h
Name	大谷 周平	Total Time		Laps
Team	icu racing team	Average Lap Time		
Type	YAMAHA/YZF-R25	Today's Rank		
		Today's Top Time		km/h

Lap	Passing Time	Lap Time	Sec1	Sec2	Sec3	km/h	Driver No
				22.459			0
1.	1'17.998						0
2.	2'30.256	1'12.258 (10)	51.119	21.139			0
3.	3'54.239 Pit	1'23.983 (11)	51.175	32.808			0
4.	5'44.746	1'50.507 (12)	1'30.276	20.231			0
5.	6'53.418	1'08.672 (5)	48.525	20.147			0
6.	8'02.381	1'08.963 (7)	48.677	20.286			0
7.	9'11.599	1'09.218 (8)	48.888	20.330			0
8.	10'20.491	1'08.892 (6)	48.470	20.422			0
9.	11'29.748	1'09.257 (9)	49.553	19.704			0
10.	12'36.580	B 1'06.832 (1)	47.414	19.418			0
11.	13'43.645	1'07.065 (3)	47.625	19.440			0
12.	14'50.577	1'06.932 (2)	47.260	19.672			0
13.	15'58.066	1'07.489 (4)	47.731	19.758			0

