



2023 鈴鹿サンデーロードレース 第2戦 8耐トライアウトFinalステージ

インターJSB1000 公式予選

2023 / 5 / 20 :



SUZUKA CIRCUIT

個別ラップ表

Weather :Fine

Full Course 2-Wheels(5,821m)

Track :Dry

No	2	Best Time	2'21.418	148.182 km/h
Name	高居 京平	Total Time	21'27.420	7 Laps
Team	IRF with アスールレーン5	Average Lap Time	3'07.114	
Type	YAMAHA/YZF-R1	Today's Rank	43 / 45	
		Today's Top Time	2'11.312	159.586 km/h

Lap	Passing Time	Lap Time	Sec1	Sec2	Sec3	Sec4	km/h
1.	2'44.732			25.829	54.155	27.822	256.093
2.	5'10.606	2'25.874 (4)	40.405	25.205	53.129	27.135	277.098
3.	7'35.000	2'24.394 (3)	39.945	25.166	52.697	26.586	280.639
4.	10'25.022	2'50.022 (5)	39.670	25.032	57.497	47.823	219.600
		Pit					
5.	16'44.043	6'19.021 (6)	4'34.532	25.948	52.536	26.005	285.195
6.	19'05.461	B 2'21.418 (1)	39.035	24.511	51.931	25.941	282.444
7.	21'27.420	2'21.959 (2)	38.671	24.447	52.616	26.225	265.378



2023 鈴鹿サンデーロードレース 第2戦 8耐トライアウトFinalステージ

インターJSB1000 公式予選

2023 / 5 / 20 :



SUZUKA CIRCUIT

個別ラップ表

Weather :Fine

Full Course 2-Wheels(5,821m)

Track :Dry

No	3	Best Time	2'16.509	153.511 km/h
Name	荒川 雅彦	Total Time	20'43.988	9 Laps
Team	TeamマツナガKDC YSP名古屋北 with M&Y	Average Lap Time	2'17.498	
Type	YAMAHA/YZF-R1	Today's Rank	28 / 45	
		Today's Top Time	2'11.312	159.586 km/h

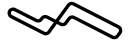
Lap	Passing Time	Lap Time	Sec1	Sec2	Sec3	Sec4	km/h
1.	2'23.999			24.119	52.023	25.653	277.098
2.	4'42.302	2'18.303 (7)	37.971	23.258	51.097	25.977	260.653
3.	7'01.285	2'18.983 (8)	37.472	24.207	51.502	25.802	266.182
4.	9'18.839	2'17.554 (5)	37.708	23.393	50.685	25.768	274.500
5.	11'36.276	2'17.437 (4)	37.511	23.523	50.876	25.527	272.795
6.	13'52.938	2'16.662 (2)	37.524	23.280	50.599	25.259	270.277
7.	16'09.447	B 2'16.509 (1)	37.537	23.283	50.272	25.417	277.098
8.	18'27.001	2'17.554 (5)	37.999	23.399	50.904	25.252	277.098
9.	20'43.988	2'16.987 (3)	37.509	23.458	50.810	25.210	278.857



2023 鈴鹿サンデーロードレース 第2戦 8耐トライアウトFinalステージ

インターJSB1000 公式予選

2023 / 5 / 20 :



SUZUKA CIRCUIT

個別ラップ表

Weather :Fine

Track :Dry

Full Course 2-Wheels(5,821m)

No	5	Best Time	2'13.356	157.140 km/h
Name	中島 陽向	Total Time	22'04.584	9 Laps
Team	Team BIZENSEIKI KirimotoTechno Works 2	Average Lap Time	2'17.436	
Type	Kawasaki/ZX-10R	Today's Rank	6 / 45	
		Today's Top Time	2'11.312	159.586 km/h

Lap	Passing Time	Lap Time	Sec1	Sec2	Sec3	Sec4	km/h
1.	3'45.090			23.242	49.262	24.803	291.827
2.	5'59.670	2'14.580 (6)	37.293	22.950	49.535	24.802	288.947
3.	8'15.063	2'15.393 (7)	37.071	22.949	49.254	26.119	287.059
4.	10'28.633	2'13.570 (2)	36.641	22.712	49.663	24.554	286.124
5.	12'41.989	B 2'13.356 (1)	36.583	22.675	49.602	24.496	284.272
6.	14'56.408	2'14.419 (4)	36.867	23.059	49.596	24.897	286.124
7.	17'10.135	2'13.727 (3)	36.782	22.797	49.442	24.706	288.000
8.	19'24.644	2'14.509 (5)	36.796	23.225	49.504	24.984	287.059
9.	22'04.584 Pit	2'39.940 (8)	42.812	24.412	51.475	41.241	271.111



2023 鈴鹿サンデーロードレース 第2戦 8耐トライアウトFinalステージ

インターJSB1000 公式予選

2023 / 5 / 20 :



SUZUKA CIRCUIT

個別ラップ表

Weather :Fine

Full Course 2-Wheels(5,821m)

Track :Dry

No	6	Best Time	2'14.758	155.505 km/h
Name	森 健祐	Total Time	21'23.733	7 Laps
Team	HondaブルーヘルメットMSC Asaka	Average Lap Time	2'47.354	
Type	Honda/CBR1000RR-R	Today's Rank	15 / 45	
		Today's Top Time	2'11.312	159.586 km/h

Lap	Passing Time	Lap Time	Sec1	Sec2	Sec3	Sec4	km/h
1.	4'39.608			26.211	53.102	26.391	290.861
2.	6'59.743	2'20.135 (4)	38.779	24.382	51.410	25.564	292.800
3.	9'18.372	2'18.629 (3)	38.592	23.656	50.656	25.725	285.195
4.	11'51.898	2'33.526 (5)	37.716	23.586	50.690	41.534	266.182
		Pit					
5.	16'54.156	5'02.258 (6)	3'22.666	23.489	50.493	25.610	290.861
6.	19'08.914	B 2'14.758 (1)	37.446	23.104	49.591	24.617	297.763
7.	21'23.733	2'14.819 (2)	36.990	22.952	49.383	25.494	295.758



2023 鈴鹿サンデーロードレース 第2戦 8耐トライアウトFinalステージ

インターJSB1000 公式予選

2023 / 5 / 20 :



SUZUKA CIRCUIT

個別ラップ表

Weather :Fine

Full Course 2-Wheels(5,821m)

Track :Dry

No	12	Best Time	2'17.052	152.903 km/h
Name	加藤 久幸	Total Time	20'41.839	6 Laps
Team	クラブエスポイント&オールオート。	Average Lap Time	3'22.075	
Type	YAMAHA/YZF-R1	Today's Rank	32 / 45	
		Today's Top Time	2'11.312	159.586 km/h

Lap	Passing Time	Lap Time	Sec1	Sec2	Sec3	Sec4	km/h
1.	3'51.461			24.321	51.626	26.189	269.448
2.	6'08.688	2'17.227 (2)	37.303	23.547	50.653	25.724	277.975
3.	8'27.296	2'18.608 (3)	37.861	23.688	51.437	25.622	270.277
4.	11'06.431	2'39.135 (4)	39.338	24.194	55.200	40.403	186.497
5.	18'24.787	7'18.356 (5)	5'36.706	24.241	51.672	25.737	274.500
6.	20'41.839	B 2'17.052 (1)	37.436	23.327	50.656	25.633	277.098



2023 鈴鹿サンデーロードレース 第2戦 8耐トライアウトFinalステージ

インターJSB1000 公式予選

2023 / 5 / 20 :



SUZUKA CIRCUIT

個別ラップ表

Weather :Fine

Full Course 2-Wheels(5,821m)

Track :Dry

No	17	Best Time	2'19.004	150.755 km/h
Name	喜田 優人	Total Time	16'51.874	7 Laps
Team	山科カワサキ KEN Racing	Average Lap Time	2'23.259	
Type	Kawasaki/ZX-10R	Today's Rank	41 / 45	
		Today's Top Time	2'11.312	159.586 km/h

Lap	Passing Time	Lap Time	Sec1	Sec2	Sec3	Sec4	km/h
1.	2'32.317			25.416	52.601	27.455	284.272
2.	4'52.013	2'19.696 (4)	38.615	23.861	50.965	26.255	274.500
3.	7'13.284	2'21.271 (5)	38.880	24.700	51.560	26.131	286.124
4.	9'32.408	2'19.124 (3)	38.063	23.809	50.937	26.315	286.124
5.	11'51.430	2'19.022 (2)	38.284	23.885	50.999	25.854	284.272
6.	14'10.434	B 2'19.004 (1)	38.021	23.688	51.466	25.829	285.195
7.	16'51.874 Pit	2'41.440 (6)	39.463	24.640	54.098	43.239	195.200



2023 鈴鹿サンデーロードレース 第2戦 8耐トライアウトFinalステージ

インターJSB1000 公式予選

2023 / 5 / 20 :



SUZUKA CIRCUIT

個別ラップ表

Weather :Fine

Track :Dry

Full Course 2-Wheels(5,821m)

No	19	Best Time	2'14.116	156.250 km/h
Name	片平 亮輔	Total Time	19'55.738	7 Laps
Team	CLUB NEXT Honda Dream 高崎	Average Lap Time	2'44.205	
Type	Honda/CBR1000RR-R	Today's Rank	10 / 45	
		Today's Top Time	2'11.312	159.586 km/h

Lap	Passing Time	Lap Time	Sec1	Sec2	Sec3	Sec4	km/h
1.	3'30.508			24.260	51.053	25.954	274.500
2.	5'46.462	2'15.954 (3)	38.101	23.071	49.558	25.224	280.639
3.	8'00.803	2'14.341 (2)	37.218	22.772	49.421	24.930	279.745
4.	10'33.800	Pit					
		2'32.997 (4)	37.578	23.973	52.893	38.553	240.000
5.	14'46.784	4'12.984 (6)	2'35.394	22.905	49.564	25.121	278.857
6.	17'00.900	B 2'14.116 (1)	36.682	22.671	49.434	25.329	267.805
7.	19'55.738	2'54.838 (5)	37.776	23.189	1'07.975	45.898	161.174
		Pit					



2023 鈴鹿サンデーロードレース 第2戦 8耐トライアウトFinalステージ

インターJSB1000 公式予選

2023 / 5 / 20 :



SUZUKA CIRCUIT

個別ラップ表

Weather :Fine

Full Course 2-Wheels(5,821m)

Track :Dry

No	21	Best Time	2'15.775	154.341 km/h
Name	本田 恵一	Total Time	20'17.512	8 Laps
Team	Honda 双友会 Tochigi Racing	Average Lap Time	2'32.150	
Type	Honda/CBR1000RR-R	Today's Rank	21 / 45	
		Today's Top Time	2'11.312	159.586 km/h

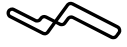
Lap	Passing Time	Lap Time	Sec1	Sec2	Sec3	Sec4	km/h
1.	2'32.457			24.813	51.876	26.100	283.355
2.	4'49.662	2'17.205 (3)	38.111	23.330	50.209	25.555	297.763
3.	7'07.357	2'17.695 (5)	37.614	23.269	50.800	26.012	281.538
4.	9'52.591	2'45.234 (6)	38.043	23.610	57.823	45.758	198.733
		Pit					
5.	13'28.467	3'35.876 (7)	1'56.594	23.578	50.471	25.233	294.765
6.	15'45.762	2'17.295 (4)	37.701	23.283	51.118	25.193	293.779
7.	18'01.537	B 2'15.775 (1)	37.354	23.243	50.092	25.086	293.779
8.	20'17.512	2'15.975 (2)	37.415	23.326	49.959	25.275	292.800



2023 鈴鹿サンデーロードレース 第2戦 8耐トライアウトFinalステージ

インターJSB1000 公式予選

2023 / 5 / 20 :



SUZUKA CIRCUIT

個別ラップ表

Weather :Fine

Full Course 2-Wheels(5,821m)

Track :Dry

No	23	Best Time	2'17.192	152.747 km/h
Name	久野 光博	Total Time	20'04.310	7 Laps
Team	feniceTOTTORI&MOTOWORKS	Average Lap Time	2'42.094	
Type	YAMAHA/YZF-R1	Today's Rank	33 / 45	
		Today's Top Time	2'11.312	159.586 km/h

Lap	Passing Time	Lap Time	Sec1	Sec2	Sec3	Sec4	km/h
1.	3'51.741			24.072	51.777	26.010	274.500
2.	6'09.390	2'17.649 (4)	37.746	23.516	50.681	25.706	277.098
3.	8'26.935	2'17.545 (3)	37.538	23.571	50.811	25.625	277.098
4.	10'44.340	2'17.405 (2)	37.689	23.740	50.562	25.414	271.111
5.	13'01.532	B 2'17.192 (1)	37.413	23.585	50.654	25.540	278.857
6.	15'42.097	Pit 2'40.565 (5)	38.047	23.833	51.744	46.941	222.380
7.	20'04.310	4'22.213 (6)	2'41.791	23.618	50.966	25.838	276.226



2023 鈴鹿サンデーロードレース 第2戦 8耐トライアウトFinalステージ

インターJSB1000 公式予選

2023 / 5 / 20 :



SUZUKA CIRCUIT

個別ラップ表

Weather :Fine

Full Course 2-Wheels(5,821m)

Track :Dry

No	24	Best Time	2'16.015	154.068 km/h
Name	吉田 和憲	Total Time	17'10.977	6 Laps
Team	icu racing team	Average Lap Time	2'55.540	
Type	YAMAHA/YZF-R1	Today's Rank	26 / 45	
		Today's Top Time	2'11.312	159.586 km/h

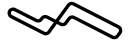
Lap	Passing Time	Lap Time	Sec1	Sec2	Sec3	Sec4	km/h
1.	2'33.274			25.623	53.219	25.863	277.098
2.	4'49.970	2'16.696 (2)	37.925	23.306	49.867	25.598	287.059
3.	7'41.751	Pit					
		4'08.935 (5)	2'25.233	25.230	52.733	25.739	282.444
4.	11'50.686	B 2'16.015 (1)	37.596	23.220	50.299	24.900	282.444
5.	14'06.701	3'04.276 (4)	44.898	32.321	1'03.517	43.540	191.790
6.	17'10.977	Pit					



2023 鈴鹿サンデーロードレース 第2戦 8耐トライアウトFinalステージ

インターJSB1000 公式予選

2023 / 5 / 20 :



SUZUKA CIRCUIT

個別ラップ表

Weather :Fine

Full Course 2-Wheels(5,821m)

Track :Dry

No	25	Best Time	2'12.984	157.580 km/h
Name	遠藤 晃慶	Total Time	20'29.527	7 Laps
Team	IRF with アスールレーン4	Average Lap Time	2'59.565	
Type	YAMAHA/YZF-R1	Today's Rank	3 / 45	
		Today's Top Time	2'11.312	159.586 km/h

Lap	Passing Time	Lap Time	Sec1	Sec2	Sec3	Sec4	km/h
1.	2'32.136			25.124	51.656	26.150	275.361
2.	4'48.954	2'16.818 (4)	37.531	23.345	50.246	25.696	284.272
3.	7'25.239	Pit					
		6'21.620 (6)	4'43.126	23.622	50.031	24.841	283.355
4.	13'46.859	B 2'12.984 (1)	36.356	22.666	49.167	24.795	285.195
5.	15'59.843	2'13.021 (2)	36.466	22.670	49.311	24.574	286.124
6.	18'12.864	2'16.663 (3)	36.354	23.024	52.695	24.590	286.124
7.	20'29.527						



2023 鈴鹿サンデーロードレース 第2戦 8耐トライアウトFinalステージ

インターJSB1000 公式予選

2023 / 5 / 20 :



SUZUKA CIRCUIT

個別ラップ表

Weather :Fine

Track :Dry

Full Course 2-Wheels(5,821m)

No	26	Best Time	2'16.134	153.934 km/h
Name	吉廣 光	Total Time	20'09.143	8 Laps
Team	CLUBNEXT Honda Dream TAKASAKI	Average Lap Time	2'31.776	
Type	Honda/CBR1000RR-R	Today's Rank	27 / 45	
		Today's Top Time	2'11.312	159.586 km/h

Lap	Passing Time	Lap Time	Sec1	Sec2	Sec3	Sec4	km/h
1.	2'26.710			23.950	51.130	25.909	278.857
2.	4'42.844	B 2'16.134 (1)	37.735	23.224	49.929	25.246	292.800
3.	6'59.806	2'16.962 (5)	37.068	23.776	50.891	25.227	285.195
4.	9'16.386	2'16.580 (3)	37.916	23.110	50.350	25.204	287.059
5.	11'32.879	2'16.493 (2)	37.448	23.327	50.777	24.941	285.195
6.	14'12.810	2'39.931 (6)	38.169	23.728	52.250	45.784	248.839
7.	17'52.419	Pit 3'39.609 (7)	2'00.200	23.598	50.617	25.194	284.272
8.	20'09.143	2'16.724 (4)	37.426	23.979	50.306	25.013	288.947



2023 鈴鹿サンデーロードレース 第2戦 8耐トライアウトFinalステージ

インターJSB1000 公式予選

2023 / 5 / 20 :



SUZUKA CIRCUIT

個別ラップ表

Weather :Fine

Full Course 2-Wheels(5,821m)

Track :Dry

No	27	Best Time	2'16.004	154.081 km/h
Name	西中 綱	Total Time	19'51.618	8 Laps
Team	MOTORCYCLES#27	Average Lap Time	2'21.557	
Type	Honda/CBR1000RR-R	Today's Rank	25 / 45	
		Today's Top Time	2'11.312	159.586 km/h

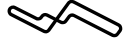
Lap	Passing Time	Lap Time	Sec1	Sec2	Sec3	Sec4	km/h
1.	3'20.713			24.542	51.286	25.334	288.000
2.	5'37.368	2'16.655 (4)	37.624	23.365	50.077	25.589	288.000
3.	7'53.629	2'16.261 (2)	37.811	23.255	50.373	24.822	289.901
4.	10'09.633	B 2'16.004 (1)	37.565	23.367	49.965	25.107	291.827
5.	12'26.059	2'16.426 (3)	37.707	23.410	49.940	25.369	288.947
6.	14'43.313	2'17.254 (5)	38.148	23.537	50.529	25.040	286.124
7.	17'00.643	2'17.330 (6)	38.003	23.508	50.467	25.352	288.000
8.	19'51.618 Pit	2'50.975 (7)	37.771	23.862	1'06.295	43.047	171.228



2023 鈴鹿サンデーロードレース 第2戦 8耐トライアウトFinalステージ

インターJSB1000 公式予選

2023 / 5 / 20 :



SUZUKA CIRCUIT

個別ラップ表

Weather :Fine

Full Course 2-Wheels(5,821m)

Track :Dry

No	29	Best Time	2'14.852	155.397 km/h
Name	岩谷 圭太	Total Time	21'24.016	8 Laps
Team	DOGHOUSE KOOD	Average Lap Time	2'43.174	
Type	SUZUKI/GSX-R1000R	Today's Rank	16 / 45	
		Today's Top Time	2'11.312	159.586 km/h

Lap	Passing Time	Lap Time	Sec1	Sec2	Sec3	Sec4	km/h
1.	2'21.797			24.025	50.340	25.055	275.361
2.	4'38.106	2'16.309 (5)	37.625	23.614	50.006	25.064	280.639
3.	6'54.315	2'16.209 (4)	37.566	23.221	50.271	25.151	280.639
4.	9'10.327	2'16.012 (3)	37.740	23.442	49.874	24.956	280.639
5.	11'54.532	2'44.205 (6)	40.566	24.226	57.922	41.491	200.548
		Pit					
6.	16'54.251	4'59.719 (7)	3'18.946	24.350	51.049	25.374	283.355
7.	19'09.164	2'14.913 (2)	37.477	23.220	49.492	24.724	279.745
8.	21'24.016	B 2'14.852 (1)	36.975	23.069	49.559	25.249	272.795



2023 鈴鹿サンデーロードレース 第2戦 8耐トライアウトFinalステージ

インターJSB1000 公式予選

2023 / 5 / 20 :



SUZUKA CIRCUIT

個別ラップ表

Weather :Fine

Track :Dry

Full Course 2-Wheels(5,821m)

No	31	Best Time	2'18.414	151.398 km/h
Name	岸本 修	Total Time	19'32.734	8 Laps
Team	TeamマツナガKDC&YSP名古屋北&愛知トヨタ	Average Lap Time	2'26.404	
Type	YAMAHA/YZF-R1	Today's Rank	36 / 45	
		Today's Top Time	2'11.312	159.586 km/h

Lap	Passing Time	Lap Time	Sec1	Sec2	Sec3	Sec4	km/h
1.	2'27.905			24.880	51.991	27.380	254.609
2.	4'46.457	2'18.552 (2)	37.935	23.454	50.422	26.741	276.226
3.	7'06.150	2'19.693 (4)	38.395	23.766	51.617	25.915	264.578
4.	9'24.564	B 2'18.414 (1)	37.962	23.678	50.884	25.890	280.639
5.	11'43.831	2'19.267 (3)	38.051	23.780	51.222	26.214	278.857
6.	14'04.643	2'20.812 (5)	37.981	23.481	53.084	26.266	260.653
7.	16'40.490	2'35.847 (6)	38.760	28.214	1'02.411	26.462	248.839
8.	19'32.734 Pit	2'52.244 (7)	39.950	29.490	59.222	43.582	209.642



2023 鈴鹿サンデーロードレース 第2戦 8耐トライアウトFinalステージ

インターJSB1000 公式予選

2023 / 5 / 20 :



SUZUKA CIRCUIT

個別ラップ表

Weather :Fine

Full Course 2-Wheels(5,821m)

Track :Dry

No	36	Best Time	2'16.563	153.450 km/h
Name	左村 英祐	Total Time	20'08.130	8 Laps
Team	トライポイント&Factory HIRO FUCHS Silkolene	Average Lap Time	2'31.645	
Type	SUZUKI/GSX-R1000R	Today's Rank	29 / 45	
		Today's Top Time	2'11.312	159.586 km/h

Lap	Passing Time	Lap Time	Sec1	Sec2	Sec3	Sec4	km/h
1.	2'26.612			25.206	51.386	25.822	271.950
2.	4'46.082	2'19.470 (5)	38.318	23.593	50.466	27.093	271.111
3.	7'03.697	2'17.615 (4)	37.768	23.541	50.737	25.569	274.500
4.	9'35.538	2'31.841 (6)	37.862	23.639	51.721	38.619	267.805
		Pit					
		3'42.338 (7)	2'01.492	24.035	51.257	25.554	280.639
5.	13'17.876	B 2'16.563 (1)	37.688	23.342	50.397	25.136	280.639
6.	15'34.439	2'16.662 (2)	37.629	23.186	50.491	25.356	277.975
7.	17'51.101	2'17.029 (3)	37.839	23.400	50.622	25.168	283.355
8.	20'08.130						



2023 鈴鹿サンデーロードレース 第2戦 8耐トライアウトFinalステージ

インターJSB1000 公式予選

2023 / 5 / 20 :



SUZUKA CIRCUIT

個別ラップ表

Weather :Fine

Full Course 2-Wheels(5,821m)

Track :Dry

No	41	Best Time	2'18.965	150.798 km/h
Name	松永 修	Total Time	7'35.176	3 Laps
Team	TeamマツナガKDC&YSP名古屋北	Average Lap Time	2'33.874	
Type	YAMAHA/YZF-R1	Today's Rank	40 / 45	
		Today's Top Time	2'11.312	159.586 km/h

Lap	Passing Time	Lap Time	Sec1	Sec2	Sec3	Sec4	km/h	
1.	2'27.427			24.699	51.970	26.779	263.784	
		B 2'18.965	(1)	37.781	23.673	50.520	26.991	286.124
2.	4'46.392	2'48.784	(2)	43.477	23.876	52.172	49.259	214.244
3.	7'35.176	Pit						



2023 鈴鹿サンデーロードレース 第2戦 8耐トライアウトFinalステージ

インターJSB1000 公式予選

2023 / 5 / 20 :



SUZUKA CIRCUIT

個別ラップ表

Weather :Fine

Full Course 2-Wheels(5,821m)

Track :Dry

No	42	Best Time	2'15.867	154.236 km/h
Name	櫻山 茂昇	Total Time	21'53.938	7 Laps
Team	信州活性プロジェクトTeam長野	Average Lap Time	2'48.054	
Type	BMW/S1000RR	Today's Rank	23 / 45	
		Today's Top Time	2'11.312	159.586 km/h

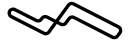
Lap	Passing Time	Lap Time	Sec1	Sec2	Sec3	Sec4	km/h
1.	5'05.612			25.272	52.040	25.781	282.444
2.	7'21.479	B 2'15.867 (1)	37.487	23.110	50.332	24.938	280.639
3.	9'39.319	2'17.840 (3)	37.882	23.681	50.405	25.872	256.842
4.	12'27.707	2'48.388 (5)	41.259	27.093	56.739	43.297	240.658
5.	17'19.717	4'52.010 (6)	3'12.769	23.771	50.495	24.975	279.745
6.	19'35.981	2'16.264 (2)	37.523	23.314	50.416	25.011	269.448
7.	21'53.938	2'17.957 (4)	38.165	23.679	50.577	25.536	277.975



2023 鈴鹿サンデーロードレース 第2戦 8耐トライアウトFinalステージ

インターJSB1000 公式予選

2023 / 5 / 20 :



SUZUKA CIRCUIT

個別ラップ表

Weather :Fine

Track :Dry

Full Course 2-Wheels(5,821m)

No	43	Best Time	2'15.382	154.789 km/h
Name	東村 伊佐三	Total Time	20'58.642	6 Laps
Team	Shinshu activation project Team NAGANO	Average Lap Time	3'10.715	
Type	BMW/S1000RR	Today's Rank	18 / 45	
		Today's Top Time	2'11.312	159.586 km/h

Lap	Passing Time	Lap Time	Sec1	Sec2	Sec3	Sec4	km/h
1.	5'05.066			25.436	51.759	25.739	283.355
2.	7'20.786	2'15.720 (2)	37.325	23.141	50.004	25.250	280.639
3.	9'37.326	2'16.540 (3)	37.026	23.364	51.105	25.045	279.745
4.	12'26.516	2'49.190 (4)	42.014	27.264	57.230	42.682	254.609
		Pit					
5.	18'43.260	6'16.744 (5)	4'36.879	23.751	50.909	25.205	280.639
6.	20'58.642	B 2'15.382 (1)	37.509	23.230	49.810	24.833	276.226



2023 鈴鹿サンデーロードレース 第2戦 8耐トライアウトFinalステージ

インターJSB1000 公式予選

2023 / 5 / 20 :



SUZUKA CIRCUIT

個別ラップ表

Weather :Fine

Full Course 2-Wheels(5,821m)

Track :Dry

No	46	Best Time	2'13.884	156.521 km/h
Name	岡田 寛正	Total Time	20'32.161	8 Laps
Team	HondaブルーヘルメットMSC熊本	Average Lap Time	2'33.994	
Type	Honda/CBR1000RR-R	Today's Rank	9 / 45	
		Today's Top Time	2'11.312	159.586 km/h

Lap	Passing Time	Lap Time	Sec1	Sec2	Sec3	Sec4	km/h
1.	2'34.203			25.379	52.782	26.348	267.805
2.	4'52.123	2'17.920 (4)	38.591	23.475	50.175	25.679	282.444
3.	7'13.972	2'21.849 (5)	39.004	24.998	51.409	26.438	265.378
4.	9'53.403	2'39.431 (6)	37.964	23.943	52.170	45.354	221.259
5.	13'48.909	3'55.506 (7)	2'16.554	23.580	49.994	25.378	283.355
6.	16'03.365	2'14.456 (2)	37.106	22.995	49.309	25.046	285.195
7.	18'17.249	B 2'13.884 (1)	36.579	22.928	49.489	24.888	288.000
8.	20'32.161	2'14.912 (3)	36.925	23.186	49.857	24.944	288.000



2023 鈴鹿サンデーロードレース 第2戦 8耐トライアウトFinalステージ

インターJSB1000 公式予選

2023 / 5 / 20 :



SUZUKA CIRCUIT

個別ラップ表

Weather :Fine

Full Course 2-Wheels(5,821m)

Track :Dry

No	52	Best Time	2'13.222	157.298 km/h
Name	増田 雄基	Total Time	18'51.361	7 Laps
Team	GESUNDHEIT Racing	Average Lap Time	2'44.472	
Type	Honda/CBR1000RR-R	Today's Rank	5 / 45	
		Today's Top Time	2'11.312	159.586 km/h

Lap	Passing Time	Lap Time	Sec1	Sec2	Sec3	Sec4	km/h
1.	2'24.527			24.197	51.348	25.171	288.000
2.	4'41.044	2'16.517 (3)	37.656	23.255	50.572	25.034	290.861
3.	7'10.280 Pit	2'29.236 (4)	38.195	24.413	51.725	34.903	282.444
4.	11'47.564	4'37.284 (6)	2'57.556	24.282	50.596	24.850	291.827
5.	14'01.616	2'14.052 (2)	37.183	22.701	49.498	24.670	290.861
6.	16'14.838	B 2'13.222 (1)	36.824	22.807	49.369	24.222	289.901
7.	18'51.361 Pit	2'36.523 (5)	37.092	23.227	52.541	43.663	196.951



2023 鈴鹿サンデーロードレース 第2戦 8耐トライアウトFinalステージ

インターJSB1000 公式予選

2023 / 5 / 20 :



SUZUKA CIRCUIT

個別ラップ表

Weather :Fine

Full Course 2-Wheels(5,821m)

Track :Dry

No	54	Best Time	2'14.635	155.647 km/h
Name	宮腰 武	Total Time	17'15.565	7 Laps
Team	IRF with AZURLANE 1	Average Lap Time	2'21.440	
Type	YAMAHA /YZF-R1	Today's Rank	12 / 45	
		Today's Top Time	2'11.312	159.586 km/h

Lap	Passing Time	Lap Time	Sec1	Sec2	Sec3	Sec4	km/h
1.	3'06.922			24.595	51.812	25.926	282.444
2.	5'22.547	2'15.625 (5)	37.528	23.147	49.866	25.084	285.195
3.	7'37.197	2'14.650 (2)	37.250	23.086	49.526	24.788	286.124
4.	9'52.111	2'14.914 (3)	37.388	23.036	49.604	24.886	285.195
5.	12'07.561	2'15.450 (4)	37.047	23.313	49.902	25.188	287.059
6.	14'22.196	B 2'14.635 (1)	37.226	23.109	49.528	24.772	286.124
7.	17'15.565 Pit	2'53.369 (6)	40.605	28.592	1'00.097	44.075	196.951



2023 鈴鹿サンデーロードレース 第2戦 8耐トライアウトFinalステージ

インターJSB1000 公式予選

2023 / 5 / 20 :



SUZUKA CIRCUIT

個別ラップ表

Weather :Fine

Full Course 2-Wheels(5,821m)

Track :Dry

No	55	Best Time	2'18.761	151.019 km/h
Name	安達 勝紀	Total Time	21'06.264	7 Laps
Team	NICHIRIN RACING NOI:Z	Average Lap Time	3'04.871	
Type	YAMAHA/YZF-R1	Today's Rank	38 / 45	
		Today's Top Time	2'11.312	159.586 km/h

Lap	Passing Time	Lap Time	Sec1	Sec2	Sec3	Sec4	km/h
1.	2'37.033			24.753	52.004	26.683	289.901
2.	4'58.742	2'21.709 (3)	38.874	24.356	51.589	26.890	271.950
3.	7'34.788	Pit					
		5'19.620 (6)	3'27.258	23.847	51.934	36.581	260.653
4.	12'54.408	Pit					
		3'34.092 (5)	1'53.695	23.974	50.820	25.603	283.355
5.	16'28.500	B 2'18.761 (1)	38.468	23.588	51.058	25.647	283.355
6.	18'47.261	2'19.003 (2)	38.626	23.584	51.179	25.614	285.195
7.	21'06.264						



2023 鈴鹿サンデーロードレース 第2戦 8耐トライアウトFinalステージ

インターJSB1000 公式予選

2023 / 5 / 20 :



SUZUKA CIRCUIT

個別ラップ表

Weather :Fine

Full Course 2-Wheels(5,821m)

Track :Dry

No	56	Best Time	2'18.368	151.448 km/h
Name	小林 寛明	Total Time	19'56.815	8 Laps
Team	ATJ Racing	Average Lap Time	2'28.751	
Type	Honda/CBR1000RR	Today's Rank	35 / 45	
		Today's Top Time	2'11.312	159.586 km/h

Lap	Passing Time	Lap Time	Sec1	Sec2	Sec3	Sec4	km/h
1.	2'35.558			25.287	53.155	26.694	262.994
2.	4'57.855	2'22.297 (4)	39.548	24.219	51.419	27.111	271.111
3.	7'18.041	2'20.186 (3)	38.564	23.904	51.300	26.418	272.795
4.	9'55.537 Pit	2'37.496 (5)	38.415	24.195	52.452	42.434	241.983
5.	12'39.678	2'44.141 (7)	1'01.847	24.177	51.900	26.217	272.795
6.	14'58.540	2'18.862 (2)	38.310	23.859	50.950	25.743	278.857
7.	17'16.908	B 2'18.368 (1)	38.098	23.841	50.885	25.544	285.195
8.	19'56.815 Pit	2'39.907 (6)	38.360	24.737	54.596	42.214	235.496



2023 鈴鹿サンデーロードレース 第2戦 8耐トライアウトFinalステージ

インターJSB1000 公式予選

2023 / 5 / 20 :



SUZUKA CIRCUIT

個別ラップ表

Weather :Fine

Full Course 2-Wheels(5,821m)

Track :Dry

No	57	Best Time	2'17.052	152.903 km/h
Name	平城 彰雄	Total Time	4'47.126	2 Laps
Team	ファンファクトリーとCSSTANCE&ジニアス&立秋M	Average Lap Time	2'17.052	
Type	BMW/S1000RR	Today's Rank	31 / 45	
		Today's Top Time	2'11.312	159.586 km/h

Lap	Passing Time	Lap Time	Sec1	Sec2	Sec3	Sec4	km/h
1.	2'30.074			24.338	51.923	25.780	279.745
2.	4'47.126	B 2'17.052 (1)	37.166	23.589	50.279	26.018	270.277



2023 鈴鹿サンデーロードレース 第2戦 8耐トライアウトFinalステージ

インターJSB1000 公式予選

2023 / 5 / 20 :



SUZUKA CIRCUIT

個別ラップ表

Weather :Fine

Full Course 2-Wheels(5,821m)

Track :Dry

No	61	Best Time	2'13.101	157.441 km/h
Name	奥田 貴哉	Total Time	22'04.874	8 Laps
Team	Team de"LIGHT	Average Lap Time	2'49.204	
Type	DUCATI/Panigale V4R	Today's Rank	4 / 45	
		Today's Top Time	2'11.312	159.586 km/h

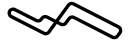
Lap	Passing Time	Lap Time	Sec1	Sec2	Sec3	Sec4	km/h
1.	2'20.440			24.103	50.049	24.825	285.195
2.	4'33.903	2'13.463 (3)	36.584	23.022	49.272	24.585	291.827
3.	6'48.127	2'14.224 (5)	36.727	23.153	49.523	24.821	288.947
4.	9'25.339	2'37.212 (6)	38.169	24.382	51.709	42.952	255.349
5.	15'24.753	5'59.414 (7)	4'20.200	23.813	50.176	25.225	287.059
6.	17'37.857	2'13.104 (2)	36.979	22.605	48.875	24.645	290.861
7.	19'50.958	B 2'13.101 (1)	36.635	22.734	49.170	24.562	288.947
8.	22'04.874	2'13.916 (4)	36.842	22.943	49.326	24.805	289.901



2023 鈴鹿サンデーロードレース 第2戦 8耐トライアウトFinalステージ

インターJSB1000 公式予選

2023 / 5 / 20 :



SUZUKA CIRCUIT

個別ラップ表

Weather :Fine

Full Course 2-Wheels(5,821m)

Track :Dry

No	62	Best Time	2'13.694	156.743 km/h
Name	澤村 元章	Total Time	11'50.118	5 Laps
Team	IRF with AZURLANE 3	Average Lap Time	2'22.005	
Type	YAMAHA/YZF-R1	Today's Rank	8 / 45	
		Today's Top Time	2'11.312	159.586 km/h

Lap	Passing Time	Lap Time	Sec1	Sec2	Sec3	Sec4	km/h
1.	2'22.097			23.990	50.102	25.446	273.645
2.	4'36.106	2'14.009 (2)	37.346	23.114	49.026	24.523	286.124
3.	6'49.800	B 2'13.694 (1)	37.002	22.848	49.094	24.750	285.195
4.	9'03.953	2'14.153 (3)	36.951	23.168	49.258	24.776	282.444
5.	11'50.118 Pit	2'46.165 (4)	40.012	24.752	55.376	46.025	185.316



2023 鈴鹿サンデーロードレース 第2戦 8耐トライアウトFinalステージ

インターJSB1000 公式予選

2023 / 5 / 20 :



SUZUKA CIRCUIT

個別ラップ表

Weather :Fine

Full Course 2-Wheels(5,821m)

Track :Dry

No	63	Best Time	2'13.682	156.757 km/h
Name	羽根 巧	Total Time	22'12.346	8 Laps
Team	TEAM AGRAS with NOJIMA	Average Lap Time	2'39.786	
Type	Honda/CBR1000RR-R	Today's Rank	7 / 45	
		Today's Top Time	2'11.312	159.586 km/h

Lap	Passing Time	Lap Time	Sec1	Sec2	Sec3	Sec4	km/h
1.	3'33.841			23.991	50.372	25.075	285.195
2.	5'48.085	2'14.244 (3)	37.191	23.035	49.270	24.748	296.757
3.	8'01.767	B 2'13.682 (1)	37.022	22.962	49.225	24.473	295.758
4.	10'28.956	2'27.189 (6)	36.844	23.276	50.125	36.944	282.444
5.	15'28.281	Pit 4'59.325 (7)	3'22.140	23.161	49.391	24.633	295.758
6.	17'43.664	2'15.383 (5)	38.142	23.096	49.465	24.680	292.800
7.	19'57.520	2'13.856 (2)	36.833	22.973	49.362	24.688	292.800
8.	22'12.346	2'14.826 (4)	37.098	23.095	49.747	24.886	291.827



2023 鈴鹿サンデーロードレース 第2戦 8耐トライアウトFinalステージ

インターJSB1000 公式予選

2023 / 5 / 20 :



SUZUKA CIRCUIT

個別ラップ表

Weather :Fine

Full Course 2-Wheels(5,821m)

Track :Dry

No	64	Best Time	2'15.515	154.637 km/h
Name	福山 京太	Total Time	20'29.474	7 Laps
Team	FKワークスHiroko with モトスポーツ	Average Lap Time	2'44.159	
Type	YAMAHA/YZF-R1	Today's Rank	19 / 45	
		Today's Top Time	2'11.312	159.586 km/h

Lap	Passing Time	Lap Time	Sec1	Sec2	Sec3	Sec4	km/h
1.	4'04.517			24.163	55.587	26.441	280.639
2.	6'21.024	2'16.507 (2)	37.517	23.200	50.355	25.435	280.639
3.	8'36.539	B 2'15.515 (1)	37.150	23.233	50.034	25.098	280.639
4.	10'53.702	2'17.163 (3)	37.314	23.400	50.884	25.565	278.857
5.	13'21.928	2'28.226 (5)	38.360	24.172	51.695	33.999	257.595
		Pit					
6.	18'11.024	4'49.096 (6)	3'09.074	23.711	50.815	25.496	280.639
7.	20'29.474	2'18.450 (4)	37.584	23.408	50.647	26.811	281.538



2023 鈴鹿サンデーロードレース 第2戦 8耐トライアウトFinalステージ

インターJSB1000 公式予選

2023 / 5 / 20 :



SUZUKA CIRCUIT

個別ラップ表

Weather :Fine

Full Course 2-Wheels(5,821m)

Track :Dry

No	65	Best Time	2'14.737	155.530 km/h
Name	武田 数馬	Total Time	21'51.280	8 Laps
Team	浜松チームタイタン	Average Lap Time	2'46.534	
Type	SUZUKI/GSX-R1000R	Today's Rank	14 / 45	
		Today's Top Time	2'11.312	159.586 km/h

Lap	Passing Time	Lap Time	Sec1	Sec2	Sec3	Sec4	km/h
1.	2'25.540			24.436	51.049	25.285	271.950
2.	4'41.516	2'15.976 (4)	37.603	22.998	50.086	25.289	284.272
3.	6'57.464	2'15.948 (3)	37.435	23.849	49.722	24.942	284.272
4.	9'12.201	B 2'14.737 (1)	37.512	22.865	49.407	24.953	282.444
5.	11'54.122	2'41.921 (6)	38.577	23.933	58.046	41.365	201.007
		Pit					
6.	17'18.943	5'24.821 (7)	3'45.119	23.896	50.528	25.278	277.975
7.	19'35.544	2'16.601 (5)	37.919	23.315	50.110	25.257	276.226
8.	21'51.280	2'15.736 (2)	37.475	23.183	50.127	24.951	283.355



2023 鈴鹿サンデーロードレース 第2戦 8耐トライアウトFinalステージ

インターJSB1000 公式予選

2023 / 5 / 20 :



SUZUKA CIRCUIT

個別ラップ表

Weather :Fine

Track :Dry

Full Course 2-Wheels(5,821m)

No	69	Best Time	2'15.807	154.304 km/h
Name	川口 篤史	Total Time	20'50.131	8 Laps
Team	KEN RACING オートレース宇部 YIC AW EJ	Average Lap Time	2'37.696	
Type	Kawasaki/ZX-10R	Today's Rank	22 / 45	
		Today's Top Time	2'11.312	159.586 km/h

Lap	Passing Time	Lap Time	Sec1	Sec2	Sec3	Sec4	km/h
1.	2'26.254			24.243	52.766	26.241	270.277
2.	4'44.709	2'18.455 (4)	38.133	23.706	50.648	25.968	275.361
3.	7'22.147	Pit					
		4'13.368 (7)	2'20.710	32.138	54.580	25.940	270.277
4.	11'35.515	2'16.691 (2)	37.780	23.265	50.254	25.392	277.098
5.	13'52.206	2'16.777 (3)	37.577	23.422	50.329	25.449	273.645
6.	16'08.983	2'25.341 (5)	43.665	23.520	50.858	27.298	248.136
7.	18'34.324	B 2'15.807 (1)	37.363	23.187	50.112	25.145	274.500
8.	20'50.131						

インターJSB1000 公式予選

2023 / 5 / 20 :



SUZUKA CIRCUIT

個別ラップ表

Weather :Fine

Full Course 2-Wheels(5,821m)

Track :Dry

No	70	Best Time	2'14.470	155.838 km/h
Name	可部谷 雄矢	Total Time	21'42.339	8 Laps
Team	山科カワサキ オートレース宇部 YIC EJ	Average Lap Time	2'45.448	
Type	Kawasaki/ZX-10R	Today's Rank	11 / 45	
		Today's Top Time	2'11.312	159.586 km/h

Lap	Passing Time	Lap Time	Sec1	Sec2	Sec3	Sec4	km/h
1.	2'24.199			24.656	51.113	25.240	281.538
2.	4'39.895	2'15.696 (4)	36.792	23.249	49.509	26.146	291.827
3.	7'09.461	Pit					
		4'57.209 (7)	3'14.669	25.800	51.446	25.294	287.059
4.	12'06.670	B 2'14.470 (1)	36.669	23.408	49.497	24.896	288.947
5.	14'21.140	2'15.631 (3)	36.833	23.290	50.273	25.235	262.209
6.	16'36.771	2'14.869 (2)	36.882	23.075	50.212	24.700	288.000
7.	18'51.640	2'50.699 (6)	43.697	26.207	1'00.109	40.686	176.386
8.	21'42.339	Pit					



2023 鈴鹿サンデーロードレース 第2戦 8耐トライアウトFinalステージ

インターJSB1000 公式予選

2023 / 5 / 20 :



SUZUKA CIRCUIT

個別ラップ表

Weather :Fine

Full Course 2-Wheels(5,821m)

Track :Dry

No	71	Best Time	2'14.719	155.550 km/h
Name	川名 拳豊	Total Time	18'53.199	7 Laps
Team	IRF with AZURLANE 2	Average Lap Time	2'44.703	
Type	YAMAHA/YZF-R1	Today's Rank	13 / 45	
		Today's Top Time	2'11.312	159.586 km/h

Lap	Passing Time	Lap Time	Sec1	Sec2	Sec3	Sec4	km/h
1.	2'24.977			24.213	51.163	25.065	286.124
2.	4'40.657	2'15.680 (2)	37.321	23.187	49.951	25.221	286.124
3.	6'56.641	2'15.984 (3)	37.896	23.504	49.551	25.033	285.195
4.	9'11.360	B 2'14.719 (1)	37.254	23.182	49.204	25.079	288.000
5.	11'38.876	2'27.516 (4)	37.256	23.296	49.646	37.318	254.609
		Pit					
6.	16'24.965	4'46.089 (6)	3'07.466	23.382	49.824	25.417	287.059
7.	18'53.199	2'28.234 (5)	37.400	23.190	49.953	37.691	283.355
		Pit					

インターJSB1000 公式予選

2023 / 5 / 20 :



SUZUKA CIRCUIT

個別ラップ表

Weather :Fine

Full Course 2-Wheels(5,821m)

Track :Dry

No	72	Best Time	2'14.958	155.275 km/h
Name	大貫 貴彦	Total Time	21'32.981	8 Laps
Team	CLUB NEXT Honda Dream TAKASAKI	Average Lap Time	2'42.459	
Type	Honda/CBR1000RR-R	Today's Rank	17 / 45	
		Today's Top Time	2'11.312	159.586 km/h

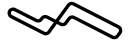
Lap	Passing Time	Lap Time	Sec1	Sec2	Sec3	Sec4	km/h
1.	2'35.767			25.048	51.575	26.114	279.745
2.	4'54.647	2'18.880 (4)	38.990	24.251	50.321	25.318	291.827
3.	7'14.819	2'20.172 (5)	37.565	24.227	51.162	27.218	266.991
4.	9'56.362	2'41.543 (6)	38.290	23.590	57.189	42.474	222.380
		Pit					
5.	14'43.898	4'47.536 (7)	3'08.087	23.560	50.558	25.331	288.000
6.	17'00.834	2'16.936 (2)	37.564	23.542	50.461	25.369	286.124
7.	19'18.023	2'17.189 (3)	37.606	23.916	50.328	25.339	288.947
8.	21'32.981	B 2'14.958 (1)	37.338	23.050	49.554	25.016	291.827



2023 鈴鹿サンデーロードレース 第2戦 8耐トライアウトFinalステージ

インターJSB1000 公式予選

2023 / 5 / 20 :



SUZUKA CIRCUIT

個別ラップ表

Weather :Fine

Full Course 2-Wheels(5,821m)

Track :Dry

No	73	Best Time	2'18.284	151.540 km/h
Name	麻生 将大	Total Time	22'10.971	8 Laps
Team	MOTOWORKS fenice	Average Lap Time	2'48.944	
Type	YAMAHA/YZF-R1	Today's Rank	34 / 45	
		Today's Top Time	2'11.312	159.586 km/h

Lap	Passing Time	Lap Time	Sec1	Sec2	Sec3	Sec4	km/h
1.	2'28.361			25.237	52.381	26.251	285.195
2.	4'46.645	B 2'18.284 (1)	37.943	23.709	50.825	25.807	288.947
3.	7'05.519	2'18.874 (3)	37.825	23.745	51.458	25.846	282.444
4.	9'38.746	2'33.227 (4)	38.258	23.833	52.037	39.099	241.983
		Pit					
5.	13'27.469	3'48.723 (7)	2'06.662	23.885	52.290	25.886	277.975
6.	16'06.530	2'39.061 (5)	37.876	23.908	58.841	38.436	186.102
		Pit					
7.	19'52.357	3'45.827 (6)	2'04.118	24.046	51.962	25.701	280.639
8.	22'10.971	2'18.614 (2)	38.092	23.747	51.139	25.636	283.355

インターJSB1000 公式予選

2023 / 5 / 20 :



SUZUKA CIRCUIT

個別ラップ表

Weather :Fine

Full Course 2-Wheels(5,821m)

Track :Dry

No	76	Best Time	2'21.503	148.093 km/h
Name	沖永 博一	Total Time	21'44.782	7 Laps
Team	Kawasaki Mercury with RS Detour	Average Lap Time	3'11.367	
Type	Kawasaki/ZX-10RR	Today's Rank	44 / 45	
		Today's Top Time	2'11.312	159.586 km/h

Lap	Passing Time	Lap Time	Sec1	Sec2	Sec3	Sec4	km/h
1.	2'36.578			25.505	53.823	26.543	267.805
2.	4'58.560	2'21.982 (3)	38.798	24.269	51.965	26.950	271.111
3.	7'36.402	Pit					
		6'34.593 (6)	4'50.013	24.446	53.723	26.411	273.645
4.	14'10.995	2'21.604 (2)	39.002	24.771	52.118	25.713	277.975
5.	16'32.599	B 2'21.503 (1)	39.020	24.052	52.218	26.213	281.538
6.	18'54.102	2'50.680 (5)	40.216	24.964	58.699	46.801	201.468
7.	21'44.782	Pit					



2023 鈴鹿サンデーロードレース 第2戦 8耐トライアウトFinalステージ

インターJSB1000 公式予選

2023 / 5 / 20 :



SUZUKA CIRCUIT

個別ラップ表

Weather :Fine

Track :Dry

Full Course 2-Wheels(5,821m)

No	77	Best Time	2'16.917	153.053 km/h
Name	森 繁生	Total Time	21'58.772	8 Laps
Team	Team de"LIGHT	Average Lap Time	2'48.012	
Type	DUCATI/Panigale V4R	Today's Rank	30 / 45	
		Today's Top Time	2'11.312	159.586 km/h

Lap	Passing Time	Lap Time	Sec1	Sec2	Sec3	Sec4	km/h	
1.	2'22.686			24.252	50.711	26.061	279.745	
		B 2'16.917 (1)	37.469	23.488	49.776	26.184	279.745	
2.	4'39.603	2'21.059 (4)	38.939	24.477	51.595	26.048	264.578	
3.	7'00.662	2'18.443 (2)	37.949	23.591	50.729	26.174	277.098	
4.	9'19.105	2'18.641 (3)	37.870	23.744	50.565	26.462	280.639	
5.	11'37.746	2'45.773 (5)	39.509	25.213	55.576	45.475	215.294	
6.	14'23.519	Pit	3'51.558 (7)	1'46.770	23.715	52.041	49.032	216.889
7.	18'15.077	Pit	3'43.695 (6)	2'01.202	24.628	51.427	26.438	273.645
8.	21'58.772							



2023 鈴鹿サンデーロードレース 第2戦 8耐トライアウトFinalステージ

インターJSB1000 公式予選

2023 / 5 / 20 :



SUZUKA CIRCUIT

個別ラップ表

Weather :Fine

Full Course 2-Wheels(5,821m)

Track :Dry

No	78	Best Time	2'15.616	154.522 km/h
Name	村上 勇人	Total Time	21'05.020	8 Laps
Team	HondaブルーヘルメットMSC	Average Lap Time	2'39.196	
Type	Honda/CBR1000RR-R	Today's Rank	20 / 45	
		Today's Top Time	2'11.312	159.586 km/h

Lap	Passing Time	Lap Time	Sec1	Sec2	Sec3	Sec4	km/h
1.	2'30.643			24.582	51.718	25.755	296.757
2.	4'48.224	2'17.581 (3)	37.689	23.474	50.429	25.989	299.795
3.	7'06.595	2'18.371 (4)	37.569	24.062	51.087	25.653	297.763
4.	9'25.518	2'18.923 (5)	37.870	23.712	51.270	26.071	297.763
5.	12'03.206	2'37.688 (6)	37.848	23.668	53.415	42.757	246.742
		Pit					
6.	16'32.874	4'29.668 (7)	2'48.124	23.765	51.957	25.822	288.947
7.	18'49.404	2'16.530 (2)	37.567	23.269	49.917	25.777	293.779
8.	21'05.020	B 2'15.616 (1)	37.152	23.346	50.186	24.932	294.765



2023 鈴鹿サンデーロードレース 第2戦 8耐トライアウトFinalステージ

インターJSB1000 公式予選

2023 / 5 / 20 :



SUZUKA CIRCUIT

個別ラップ表

Weather :Fine

Full Course 2-Wheels(5,821m)

Track :Dry

No	82	Best Time	2'12.494	158.163 km/h
Name	山中 将基	Total Time	22'14.426	5 Laps
Team	Team BIZENSEIKI KirimotoTechno Works 1	Average Lap Time	3'59.190	
Type	Kawasaki/ZX-10R	Today's Rank	2 / 45	
		Today's Top Time	2'11.312	159.586 km/h

Lap	Passing Time	Lap Time	Sec1	Sec2	Sec3	Sec4	km/h
1.	6'17.666	Pit		22.995	49.689	2'57.549	283.355
2.	15'33.558	9'15.892 (4)	7'38.223	23.176	49.465	25.028	282.444
3.	17'46.061	2'12.503 (2)	36.723	22.588	48.708	24.484	287.059
4.	19'58.555	B 2'12.494 (1)	36.646	22.550	48.641	24.657	283.355
5.	22'14.426	2'15.871 (3)	36.744	22.550	51.248	25.329	281.538



2023 鈴鹿サンデーロードレース 第2戦 8耐トライアウトFinalステージ

インターJSB1000 公式予選

2023 / 5 / 20 :



SUZUKA CIRCUIT

個別ラップ表

Weather :Fine

Track :Dry

Full Course 2-Wheels(5,821m)

No	85	Best Time	2'18.426	151.385 km/h
Name	藤井 勇一	Total Time	20'05.168	7 Laps
Team	立秋モーターズ&RC甲子園	Average Lap Time	2'44.205	
Type	YAMAHA/YZF-R1	Today's Rank	37 / 45	
		Today's Top Time	2'11.312	159.586 km/h

Lap	Passing Time	Lap Time	Sec1	Sec2	Sec3	Sec4	km/h
1.	3'39.937			24.544	51.491	26.039	280.639
2.	5'58.432	2'18.495 (2)	38.329	23.666	50.740	25.760	281.538
3.	8'16.858	B 2'18.426 (1)	38.086	23.638	50.703	25.999	275.361
4.	10'52.168	2'35.310 (5)	38.721	24.736	54.542	37.311	234.866
		Pit					
4.	10'52.168	4'35.758 (6)	2'54.601	24.137	51.442	25.578	276.226
5.	15'27.926	2'18.639 (4)	38.781	23.413	50.564	25.881	271.111
6.	17'46.565	2'18.603 (3)	37.989	23.718	51.056	25.840	274.500
7.	20'05.168						



2023 鈴鹿サンデーロードレース 第2戦 8耐トライアウトFinalステージ

インターJSB1000 公式予選

2023 / 5 / 20 :



SUZUKA CIRCUIT

個別ラップ表

Weather :Fine

Full Course 2-Wheels(5,821m)

Track :Dry

No	91	Best Time	2'18.899	150.869 km/h
Name	辻 敏彦	Total Time	21'23.379	9 Laps
Team	TIO Verity	Average Lap Time	2'21.028	
Type	BMW/S1000RR	Today's Rank	39 / 45	
		Today's Top Time	2'11.312	159.586 km/h

Lap	Passing Time	Lap Time	Sec1	Sec2	Sec3	Sec4	km/h
1.	2'35.153			25.076	53.043	26.754	278.857
2.	4'56.925	2'21.772 (7)	39.349	24.234	51.727	26.462	280.639
3.	7'17.483	2'20.558 (5)	38.679	24.141	51.723	26.015	282.444
4.	9'38.483	2'21.000 (6)	38.715	24.292	51.831	26.162	264.578
5.	11'58.359	2'19.876 (2)	38.540	24.013	51.374	25.949	288.000
6.	14'17.258	B 2'18.899 (1)	38.085	23.991	51.138	25.685	280.639
7.	16'37.503	2'20.245 (4)	38.615	24.211	51.315	26.104	282.444
8.	18'57.627	2'20.124 (3)	38.420	24.215	51.432	26.057	276.226
9.	21'23.379	2'25.752 (8)	40.756	24.264	53.805	26.927	277.098



2023 鈴鹿サンデーロードレース 第2戦 8耐トライアウトFinalステージ

インターJSB1000 公式予選

2023 / 5 / 20 :



SUZUKA CIRCUIT

個別ラップ表

Weather :Fine

Full Course 2-Wheels(5,821m)

Track :Dry

No	111	Best Time	2'19.177	150.568 km/h
Name	中村 浩	Total Time	21'46.789	9 Laps
Team	Honda 向陽会 トリムレーシングチーム	Average Lap Time	2'20.514	
Type	Honda/CBR1000RR	Today's Rank	42 / 45	
		Today's Top Time	2'11.312	159.586 km/h

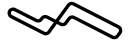
Lap	Passing Time	Lap Time	Sec1	Sec2	Sec3	Sec4	km/h
1.	3'02.677			27.635	55.932	28.191	259.115
2.	5'26.592	2'23.915 (8)	40.259	24.460	52.381	26.815	284.272
3.	7'48.284	2'21.692 (7)	39.502	24.167	51.482	26.541	282.444
4.	10'08.575	2'20.291 (6)	38.937	23.878	51.217	26.259	284.272
5.	12'28.746	2'20.171 (5)	38.714	24.110	51.205	26.142	281.538
6.	14'48.586	2'19.840 (4)	38.701	23.856	51.241	26.042	278.857
7.	17'08.008	2'19.422 (2)	38.518	23.790	51.054	26.060	278.857
8.	19'27.612	2'19.604 (3)	38.841	23.662	51.256	25.845	283.355
9.	21'46.789	B 2'19.177 (1)	38.539	23.532	51.255	25.851	284.272



2023 鈴鹿サンデーロードレース 第2戦 8耐トライアウトFinalステージ

インターJSB1000 公式予選

2023 / 5 / 20 :



SUZUKA CIRCUIT

個別ラップ表

Weather :Fine

Full Course 2-Wheels(5,821m)

Track :Dry

No	112	Best Time	2'11.312	159.586 km/h
Name	加藤 高史	Total Time	20'19.738	7 Laps
Team	Honda 双友会 Tochigi Racing #112	Average Lap Time	2'42.660	
Type	Honda/CBR1000RR-R	Today's Rank	1 / 45	
		Today's Top Time	2'11.312	159.586 km/h

Lap	Passing Time	Lap Time	Sec1	Sec2	Sec3	Sec4	km/h
1.	4'03.777			24.305	50.940	25.887	291.827
2.	6'16.593	2'12.816 (3)	36.605	22.413	48.353	25.445	293.779
3.	8'28.024	2'11.431 (2)	36.194	22.411	48.437	24.389	293.779
4.	11'01.480	2'33.456 (5)	36.945	23.619	51.315	41.577	236.129
		Pit					
5.	15'55.102	4'53.622 (6)	3'08.069	26.614	53.387	25.552	278.857
6.	18'08.426	2'13.324 (4)	36.450	23.181	48.975	24.718	292.800
7.	20'19.738	B 2'11.312 (1)	36.170	22.418	48.428	24.296	293.779



2023 鈴鹿サンデーロードレース 第2戦 8耐トライアウトFinalステージ

インターJSB1000 公式予選

2023 / 5 / 20 :



SUZUKA CIRCUIT

個別ラップ表

Weather :Fine

Track :Dry

Full Course 2-Wheels(5,821m)

No	690	Best Time	2'15.950	154.142 km/h
Name	山内 芳則	Total Time	20'04.568	8 Laps
Team	YSSマ-キュリ-&speedHeart F.A.T	Average Lap Time	2'30.510	
Type	Kawasaki/ZX-10R	Today's Rank	24 / 45	
		Today's Top Time	2'11.312	159.586 km/h

Lap	Passing Time	Lap Time	Sec1	Sec2	Sec3	Sec4	km/h
1.	2'30.993			24.696	51.882	25.507	280.639
2.	4'48.343	2'17.350 (4)	37.885	23.408	50.317	25.740	278.857
3.	7'05.615	2'17.272 (3)	37.564	23.382	50.919	25.407	276.226
4.	9'21.565	B 2'15.950 (1)	37.319	23.115	50.299	25.217	282.444
5.	11'37.535	2'15.970 (2)	37.543	23.092	49.866	25.469	283.355
6.	14'20.612	2'43.077 (6)	37.919	24.260	57.918	42.980	212.688
7.	17'47.129	3'26.517 (7)	1'47.413	23.438	50.328	25.338	276.226
8.	20'04.568	2'17.439 (5)	37.608	23.708	50.204	25.919	277.975



2023 鈴鹿サンデーロードレース 第2戦 8耐トライアウトFinalステージ

インターJSB1000 公式予選

2023 / 5 / 20 :



SUZUKA CIRCUIT

個別ラップ表

Weather :Fine

Full Course 2-Wheels(5,821m)

Track :Dry

No	903	Best Time	2'21.829	147.753 km/h
Name	中井 恒和	Total Time	18'02.478	5 Laps
Team	ノース	Average Lap Time	3'45.086	
Type	YAMAHA/YZF-R1	Today's Rank	45 / 45	
		Today's Top Time	2'11.312	159.586 km/h

Lap	Passing Time	Lap Time	Sec1	Sec2	Sec3	Sec4	km/h
1.	3'02.133 Pit			25.506	54.570	45.828	238.696
2.	10'19.658	7'17.525 (4)	5'33.841	24.575	52.622	26.487	266.182
3.	12'41.487	B 2'21.829 (1)	38.670	24.472	52.186	26.501	268.624
4.	15'03.603	2'22.116 (2)	38.694	24.490	52.642	26.290	270.277
5.	18'02.478 Pit	2'58.875 (3)	40.958	24.980	1'04.968	47.969	186.894